

Primer on HFCs

Fast action under the Montreal Protocol can limit growth of hydrofluorocarbons (HFCs), prevent 100 to 200 billion tonnes of CO₂-eq by 2050, and avoid up to 0.5°C of warming by 2100



Institute for Governance & Sustainable Development

IGSD Working Paper: August 2015

Lead authors

Durwood Zaelke, Nathan Borgford-Parnell and Stephen O. Andersen.

Contributing authors

Kristin Campbell, Xiaopu Sun, Dennis Clare, Claire Phillips, Stela Herschmann, Yuzhe Peng Ling, Alex Milgroom, and Nancy J. Sherman.

Acknowledgements

We thank our outside reviewers for their valuable contributions.

About the Institute for Governance & Sustainable Development (IGSD)

IGSD's mission is to promote just and sustainable societies and to protect the environment by advancing the understanding, development, and implementation of effective and accountable systems of governance for sustainable development.

Beginning in 2005, IGSD embarked on a “fast-action” climate mitigation campaign that will result in significant reductions of greenhouse gas emissions and will limit temperature increase and other climate impacts in the near term. The focus is primarily on strategies to reduce non-CO₂ climate pollutants as a complement to cuts in CO₂, which is responsible for more than half of all warming. It is essential to reduce both non-CO₂ pollutants and CO₂. Neither alone is sufficient to limit the increase in global temperature to a safe level.

IGSD's fast-action strategies include reducing emissions of short-lived climate pollutants—black carbon, methane, tropospheric ozone, and hydrofluorocarbons. They also include measures to promote energy efficiency of air conditioners and other appliances, and measures to capture, reuse, and store CO₂ after it is emitted, including biosequestration and mineralization strategies that turn carbon dioxide into stable forms for long-term storage without competing with food supply.

**Institute for Governance & Sustainable Development**

This *HFC Primer* also is available on IGSD's web site (<http://www.igsd.org>) with active links to the references and periodic updates. IGSD's *Primer on Short-Lived Climate Pollutants* also is available on IGSD's web site. Unless otherwise indicated, all content in the *Primer* carries a Creative Commons license, which permits non-commercial re-use of the content with proper attribution. Copyright © 2015 Institute for Governance & Sustainable Development.

Table of Contents

1. *Summary*
2. *HFC are used primarily as refrigerants and to make insulating foams*
3. *High growth rates for HFCs will cause significant global warming*
4. *Phasing down HFCs will prevent significant warming and climate impacts*
5. *Phasing down HFCs will catalyze energy efficiency and significant CO₂ reductions*
6. *Energy efficient alternatives to HFCs are available for all major sectors*
7. *Business support is growing to phase down HFCs and many companies are already taking action*
8. *National and regional policy support is growing to phase down HFCs*
9. *The Montreal Protocol has the experience and expertise to phase down HFCs*
10. *The consensus is growing to amend the Montreal Protocol to phase down HFCs*
11. *Conclusion*

Figures and Tables

- Fig. 1: Projected growth in HFCs and climate forcing from emissions*
- Fig. 2: High HFC emissions confirmed by global measurements*
- Fig. 3: By 2050 forcing from HFCs could equal 20-25% of the growth of CO₂ forcing since 2000*
- Fig. 4: Climate protection from the Montreal Protocol and Kyoto Protocol*
- Fig. 5: 21st Century warming that can be prevented by mitigating SLCPs and CO₂*
- Fig. 6: Avoided sea-level rise at 2100 due to aggressive CO₂ and SLCP mitigation*
- Fig. 7: Map of countries with existing HFC regulations*
- Fig. 8: Projected emission reductions from HFC amendment proposals*
- Fig. 9: Parties supporting an HFC phase down under the Montreal Protocol, August 2015*
- Table 1: 500-megawatt power plants avoided by 2020 from super-efficient room air conditioners*
- Table 2: Indicative list of low-GWP alternatives to high-GWP HFCs*
- Table 3: Examples of corporate reductions of HFCs*
- Table 4: Select national and sub-national HFC regulations*

Appendix

Background on IGSD's fast-action campaign to phase down HFCs and other short-lived climate pollutants

Fast action under the Montreal Protocol can limit growth of HFCs, prevent 100 to 200 billion tonnes of CO₂-eq emissions by 2050, and avoid up to 0.5°C of warming by 2100, with additional climate benefits from parallel improvements in energy efficiency of air conditioners and other appliances.

1. Summary

The IPCC's *Fifth Assessment Report* concludes that climate change is unequivocal, significantly caused by human activities, occurring faster than anticipated, with impacts that are more severe than predicted, and that urgent action is required to reduce climate pollutants.¹ This *Primer* describes how the Montreal Protocol can be used to quickly reduce one category of climate pollutants, hydrofluorocarbons (HFC),² with further support from national and regional laws and institutions.

HFCs are the fastest growing greenhouse gases in much of the world, increasing at a rate of 10-15% per year.³ HFCs are factory-made gases that were once thought necessary to replace ozone-depleting substances, but today are no longer needed in most sectors, including air conditioning, refrigeration, and foam insulation. World leaders recognized the threat posed by the growth of HFCs in the outcome document of the Rio +20 Summit in 2012 and called for the gradual phasedown of their production and consumption. Several countries, led by a coalition of island States, but also including India, the EU, and the US, Canada, and Mexico, have submitted proposals to undertake such a phasedown under the Montreal Protocol. Support for this approach is growing rapidly. Well more than 100 countries have shown support, with the 54 countries of the Africa Group emerging earlier this year as strong champions.

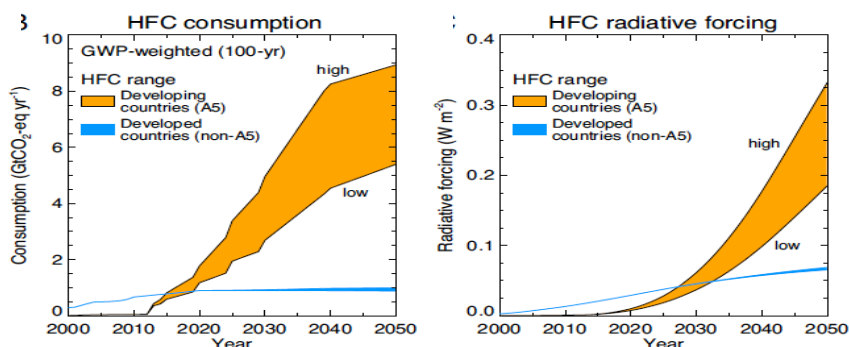
A fast phaseout of high-GWP HFCs under the Montreal Protocol by 2020 would prevent up to 200 billion tonnes (Gt) of CO₂-equivalent (CO₂-eq) emissions by 2050,⁴ and avoid up to 0.5°C warming by 2100, using a treaty that requires developed countries to act first, provides implementation assistance to developing countries,⁵ and has the experience and expertise to ensure that reductions are fast, effective, and efficient. In addition, an HFC phasedown under the Montreal Protocol would, as it has always been the case in the past, catalyze significant energy efficiency gains in air conditioning and refrigeration systems, in the range of 30 to 60%, and significantly reduce CO₂ emissions.⁶ In the room air conditioning sector alone, improving energy efficiency could provide additional climate mitigation of nearly 100 Gt CO₂-eq by 2050, and save an amount of electricity equivalent to up to 2,500 medium-sized power plants.⁷

An HFC phasedown under the Montreal Protocol will provide a level playing field for producers and consumers in lieu of a patchwork of regional and national regulations. It also will build momentum for a successful climate agreement under the UNFCCC in December 2015 to go into effect in 2020.

2. HFC are used primarily as refrigerants and to make insulating foams

HFCs are a group of factory made chemicals primarily produced for use in refrigeration, air-conditioning, insulating foams, and aerosol propellants, with minor uses as solvents and for fire protection. HFCs were developed in order to replace chlorofluorocarbons (CFCs) that have already been phased out and hydrochlorofluorocarbons (HCFCs) that are currently being phased out under the Montreal Protocol in order to put the stratospheric ozone layer on a path to recovery. HFCs are now being used as substitutes for HCFCs. While they do not destroy the ozone layer, they are very powerful greenhouse gases, trapping thousands of times more heat in the atmosphere per unit of mass than CO₂.⁸ HFC-134a is the most abundant and fastest growing HFC; it has an atmospheric lifetime of 13.4 years and a GWP of 1,300.⁹

Fig. 1: Projected growth in HFCs and climate forcing from emissions



Guus J.M. Velders, David W. Fahey, John S. Daniel, Mack McFarland, & Stephen O. Andersen (2009) [The large contribution of projected HFC emissions to future climate forcing](#), PROC. NAT'L. ACAD. SCI. U.S.A. 106:10949-10954.

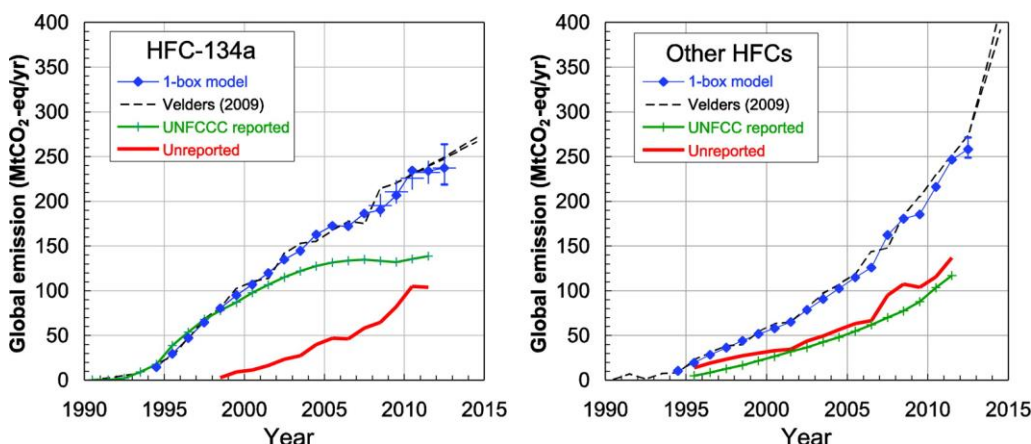
HFCs were only commercialized in the early 1990s, and so while HFCs have caused only 1% of total global warming to date, production, consumption, and emissions of these factory-made gases are growing at a rate of 10-15% per

year,¹⁰ which will cause a doubling every five to seven years. HFC growth is accelerating as HFCs are used as substitutes to replace ozone depleting substances (ODSs), and as the demand grows for the appliances that use these refrigerants.¹¹ See Figure 1. HFCs and other fluorinated greenhouse gases are the fastest growing climate pollutants in many countries, including the U.S., E.U., Australia, China, and India.¹²

3. High growth rates for HFCs will cause significant global warming

Atmospheric measurements confirm the high growth rates of HFCs used as substitutes for ODSs.¹³ According to the measurements, emissions of these HFC substitutes are now twice as high as those reported to the UNFCCC, implying that developing countries (which are not required to report emissions to the UNFCCC) now account for nearly 50% of global HFC emissions.¹⁴ See Figure 2.

Fig. 2: High HFC emissions confirmed by global measurements



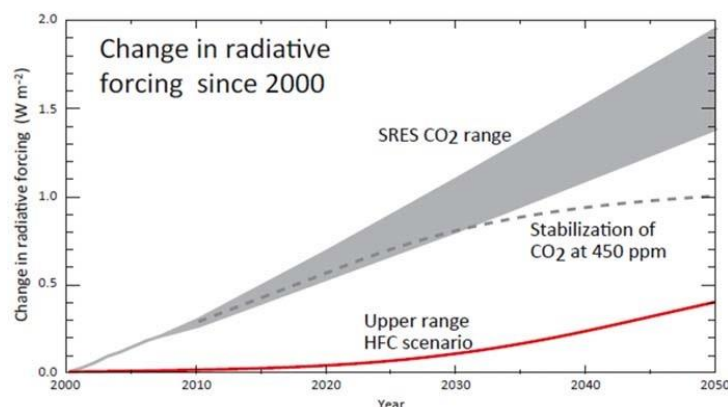
“Figure [2]. HFC emissions derived from NOAA global observations (blue \blacklozenge connected by solid lines; 1-box result) are compared to the projections of Velders et al.(2009) (black dashed lines; 1-box result), and those reported to the UNFCCC (green lines and plus symbols; data from http://unfccc.int/ghg_data/ghg_data_unfccc/items/4146.php) for HFC-134a alone (left) and for the aggregate sum of other HFCs used as substitutes for ozone-depleting substances (right panel, HFC-125, -143a, -32, -152a, -227ea, and -365mfc [i.e., not HFC-134a or HFC-23]). The difference between global emissions derived from NOAA atmospheric measurements (3-box result) and those reported to the UNFCCC are shown as “unreported” emissions (red lines).” Stephen A. Montzka, Mack McFarland, Stephen O. Andersen, Benjamin R. Miller, David W. Fahey, Benjamin D. Hall, Linhua Hu, Carolina Siso, & James W. Elkins (2014) [Recent Trends in Global Emissions of Hydrochlorofluorocarbons and Hydrofluorocarbons: Reflecting on the 2007 Adjustments to the Montreal Protocol](#), J. PHYS. CHEM.

Without fast action, HFC forcing will increase as much as thirty-fold by 2050, from a forcing of 0.012 W/m² to as much as 0.40 W/m².¹⁵ Continued growth in HFCs will add up to 0.1°C of global average temperature rise by mid-century, which will increase up to five-fold to 0.5°C by 2100.¹⁶

If left unchecked, by 2050, annual HFC emissions could be equivalent to 12% of annual CO₂ emissions under a business-as-usual (BAU) scenario, and up to 71% of annual CO₂ emissions under the IPCC’s strongest mitigation scenario.¹⁷ Such uncontrolled growth in HFCs would cancel much of the climate benefit achievable under an aggressive CO₂ 450 ppm mitigation scenario. (In Figure 3, compare radiative forcing reduced from CO₂ mitigation to radiative forcing increased from HFC growth.).

In addition to direct emissions, by 2050, the unchecked growth of HFC production and use will also produce between 39-64 GtCO₂-eq of HFCs trapped in millions of refrigerators, air conditioners, and other cooling equipment, as well as in chemical stockpiles and foams, collectively known as “HFC banks.”¹⁸ These HFCs banks will slowly emit their stored HFCs over a few decades, further contributing to global warming.¹⁹

Fig. 3: By 2050 forcing from HFCs could equal 20-25% of the growth of CO₂ forcing since 2000

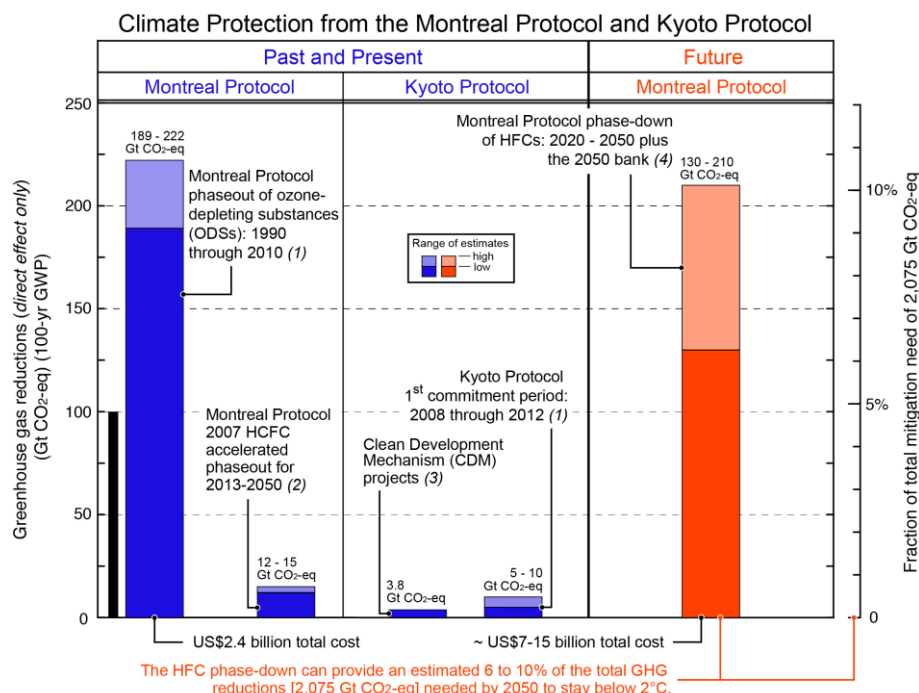


“Clearly, the contribution of HFCs to radiative forcing could be very significant in the future; by 2050, it could be as much as a quarter of that due to CO₂ increases since 2000 if the upper range HFC scenario is compared to the median of the SRES scenario [Special Report on Emissions Scenarios, establishing a baseline scenario]. Alternatively, the contribution of HFCs to radiative forcing could be one-fifth the radiative forcing due to CO₂ increases since 2000 if the upper range HFC scenario is compared to the upper range of the SRES scenario.” UNEP (2011) [HFCs: A CRITICAL LINK IN PROTECTING CLIMATE AND THE OZONE LAYER – A UNEP SYNTHESIS REPORT](#).

4. Phasing down HFCs will prevent significant warming and climate impacts

A fast phasedown of high-GWP HFCs, as proposed by a growing coalition of nations (*see* Section 9), will prevent the equivalent of up to 8.8 Gt of CO₂ *per year* in emissions by 2050; by 2050, the cumulative total will be equivalent to between 87-146 Gt of CO₂ in avoided emissions.²⁰ *See* Figure 4, far right bar. The proposed phasedown will avoid up to 0.5°C of warming by 2100 under the high HFC growth scenario, and up to 0.35°C under the low HFC growth scenario.²¹ An additional amount equivalent to 50 Gt CO₂ (39–64 Gt) trapped in HFCs banks can be avoided by 2050 by eliminating the use of high-GWP HFCs by 2020, for a combined total of up to 200 or more Gt CO₂-eq.²² Avoiding this warming is essential for staying within the long-term international goal of stabilizing global temperature rise to below 2°C above pre-industrial temperatures by the end-of-century. *See* Figure 5.

Fig. 4: Climate protection from the Montreal Protocol and Kyoto Protocol²³



D. Zaelke *et al.*, IGSD, June 2014.

Fig. 5: 21st Century warming that can be prevented by mitigating Short-Lived Climate Pollutants and CO₂

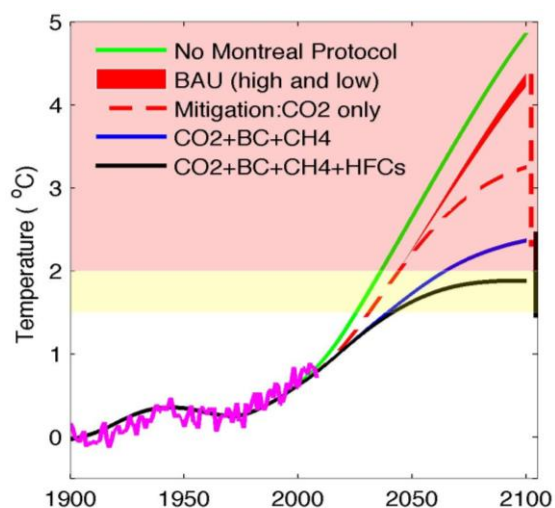


Figure [5] “[D]epicts model simulated temperature change under various mitigation scenarios that include CO₂ and SLCPs (BC, CH₄, HFCs). BAU case (red solid line with spread) considers both high and low estimates of future HFC growth. Note this uncertainty of temperature projection related to HFC scenarios is around 0.15°C at 2100. The vertical bars next to the curve show the uncertainty of temperature projection at 2100 due to climate sensitivity uncertainty.” Yangyang Xu, Durwood Zaelke, Guus J.M. Velders, & Veerabhadran Ramanathan (2013) [The role of HFCs in mitigating 21st century climate change](#), ATMOS. CHEM. PHYS. 13:6083-6089.

Fast mitigation of HFCs combined with mitigation of the other short-lived climate pollutants (SLCPs) — black carbon, methane, and tropospheric ozone — can avoid 0.6°C of future warming by 2050, and up to 1.5°C by end-of-century, with HFC mitigation contributing one-third of the avoided warming by end-of-century.²⁴ See Figure 5.

Fast action to phase down all four SLCPs “would cut the cumulative warming since 2005 by 50% at 2050 and by 60% at 2100.... Based on our high HFC growth scenarios, the contribution to the avoided warming at 2100 due to HFC emission control is about 40% of that due to CO₂ emission control.”²⁵

Reducing HFCs and the other SLCPs can significantly reduce future climate impacts, including slowing sea-level rise. Research led by Professor Veerabhadran Ramanathan at Scripps Institution of Oceanography, University of California, San Diego, calculates that cutting SLCPs can reduce the rate of sea-level rise by almost 20% by 2050 and nearly 25% by 2100; adding immediate and aggressive CO₂ mitigation can double the end-of-century reductions.²⁶ Combined SLCP and CO₂ mitigation can reduce cumulative sea-level rise by 31% in 2100.²⁷ Individual contributions to avoided sea-level rise by 2100 from different mitigation actions are: 29% from CO₂ mitigation and 71% from SLCP mitigation (13% from HFC mitigation, 17% from black carbon mitigation, and 41% from methane mitigation).²⁸ See Figure 6.

Fig. 6: Avoided sea-level rise at 2100 due to aggressive CO₂ and SLCP mitigation

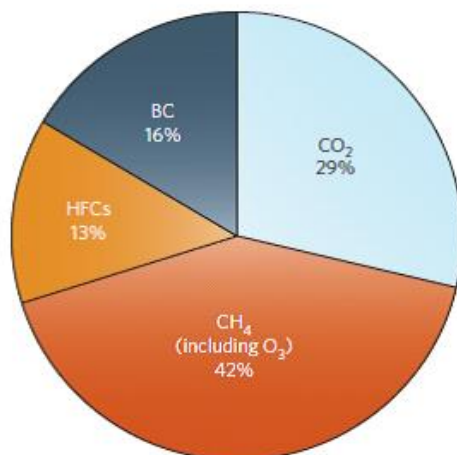


Figure [6] “Avoided sea-level rise at 2100 due to aggressive mitigation of long-lived CO₂ and SLCPs. Such aggressive actions can reduce the rise in sea levels by 35 cm (uncertainty range is 17–70 cm) from the projected sea-level rise of 112 cm (49–210 cm) under a business-as-usual scenario for emissions (Representative Concentration Pathway (RCP) 6.0). The pie chart shows percentage contribution of each pollutant. Mitigation of the SLCP methane would lead to reductions in tropospheric ozone, another SLCP, and hence the pie chart includes both. As a long-lived pollutant, CO₂ plays a substantial role (blue section), but reduction in SLCPs (shown in darker colours) would lead to a larger degree of avoided sea level. (Under a more intensive business-as-usual RCP8.5 level, reductions in CO₂ would increase the share of CO₂ mitigation to 50%).” From David G. Victor, Durwood Zaelke, & Veerabhadran Ramanathan (July 2015) [Soot and short-lived pollutants provide political opportunity](#), NATURE CLIMATE CHANGE (based on Hu, A., Y. Xu, C. Tebaldi, W. M. Washington, and V. Ramanathan (2013), [Mitigation of short-lived climate pollutants slows sea-level rise](#), NATURE CLIMATE CHANGE, 3, 1–5.)

5. Phasing down HFCs will catalyze energy efficiency and significant CO₂ reductions

In addition to the direct climate benefits from HFC mitigation, a global HFC phasedown will catalyze additional climate benefits through improvements in the energy efficiency of the refrigerators, air conditioners, and other products and equipment that use HFC refrigerants. (Complementary measures that encourage consumer choice of energy efficient appliances also would be useful.) These efficiency gains will significantly reduce CO₂ emissions. Depending on the application, generation mix, and fuel type, emissions from generating electricity account for between 70–95% of total climate emissions attributable to products using refrigerants.²⁹

The phaseout of CFCs under the Montreal Protocol, which began in the mid-1980s, catalyzed substantial improvements in air conditioning and refrigerant energy efficiency—up to 60% in some subsectors.³⁰ These efficiency improvements were the result of replacing old products and equipment with a new generation of higher efficiency machines.³¹ When refrigeration and air conditioning manufacturers redesigned their systems to be CFC-free, many took the opportunity to improve the efficiency of their designs.³² For example, the U.S. EPA estimated that CFC-free chillers were up to 50% more energy efficient in the U.S.³³ and the Global Environment Facility estimated the chillers were over 30% more efficient in India than the CFC-based machines they replaced.³⁴

Similar energy efficiency improvements are expected with an HFC phasedown. Case studies of recent demonstration projects presented by the Climate and Clean Air Coalition to Reduce Short-Lived Climate Pollutants (CCAC) calculated energy savings of 15% to 30%, and carbon footprint reductions of 60% to 85% for refrigeration in commercial food stores.³⁵

A number of global companies that are already making the transition away from HFCs report significant gains in energy efficiency. For example, the Coca-Cola Company and PepsiCo have reported energy efficiency gains of up to 47% in their new CO₂ and hydrocarbon-based refrigeration equipment over baseline HFC-based models.³⁶ Global supermarket chains Tesco and Unilever both report a 10% gain from new hydrocarbon-based commercial refrigeration equipment and freezer cabinets over HFC-models.³⁷

Recent calculations by scientists at Lawrence Berkeley National Laboratory confirm that, in the room air conditioning sector, improving efficiency of room air conditioners could avoid 25 Gt of CO₂ emissions in 2030, 32.5 Gt in 2040, and 40 Gt in 2050, for cumulative mitigation up to 97.5 Gt.³⁸ Room air conditioning is an important target for efficiency programs due to rapidly expanding consumer cooling markets in emerging economies and the significant

strain that air conditioners places on electricity grids.³⁹ The market for room air conditioning is growing 10-15% per year in many emerging economies, including India, China, and Brazil, and straining often weak grids.⁴⁰ Ownership of room air conditioners in India, for example, is projected to increase to 73% in 2030 from 30% in 2020.⁴¹ Air conditioning accounts for a significant percentage of peak energy load in hot climates, such as Delhi in India, where it represents 40-60% of peak electricity demand.⁴²

According to Lawrence Berkeley National Laboratory, a combined transition to low-GWP refrigerants and higher efficiency A/C could produce energy savings in peak demand equal to 500-1,200 gigawatts (GW) of electricity.⁴³ This would avoid (or free up for other uses) an amount of electricity equal to the production of between 676 and 1,576 medium-sized peak-load coal power plants by 2030, and between 1,000 and 2,500 by 2050.⁴⁴ Over the next 15 years, the potential energy savings in India alone from improving the energy efficiency of room air conditioning is the equivalent of up to 130 new medium-sized (500 MW) coal power plants.⁴⁵ Other countries could also see significant energy savings. *See* Table 1. These efficiency gains also would lower the cost of operating the air conditioning, ease pressure on overloaded electricity grids, and save consumers money.⁴⁶

Table 1: 500-megawatt power plants avoided by 2030 and 2050 from combined transition for split room air conditioners⁴⁷

COUNTRY	NUMBER OF AVOIDED 500 MW PEAK-LOAD POWER PLANTS	
	2030	2050
Brazil	31-72	92-216
Chile	1-2	2-4
China	264-620	310-720
Colombia	4-10	10-24
Egypt	6-14	20-46
India	56-130	220-510
Indonesia	40-92	60-140
Mexico	4-10	11-26
Pakistan	2-6	18-42
Saudi Arabia	4-9	5-12
Thailand	12-28	14-30
United Arab Emirates	2-4	2-6
Vietnam	13-30	15-36
Global	676-1576	1090-2540

6. Energy efficient alternatives to HFCs exist in almost every sector

Low-GWP alternatives to high-GWP HFCs are widely and increasingly available (*see* Table 2).⁴⁸ Alternatives to existing high-GWP HFCs fall into two basic categories: non-fluorinated substances with low-GWP, and fluorinated substances with low- to mid-range GWPs. The Montreal Protocol's Technology and Economic Assessment Panel (TEAP) uses the term "low-GWP" to refer to refrigerants with GWPs of 300 or lower while "moderate-GWP" refers to refrigerants with GWPs of 1,000 or lower.⁴⁹ For comparison, the GWP_{100-yr} of HFC-134a, one of the most commonly used high-GWP HFC refrigerants today, is 1,300.⁵⁰

In sectors where an alternative has been identified, the next steps will be to develop equipment, gain regulatory approval, address any servicing needs, and determine if a drop-in solution is available.⁵¹ TEAP cautions that differences in energy efficiency could determine which "low-GWP" or "moderate-GWP" alternatives would have the lowest overall impact on global warming.⁵² The most comprehensive way to evaluate the climate impact of any proposed refrigerant is to use Life Cycle Climate Performance (LCCP) methodology to calculate "cradle-to-grave" climate emissions for a particular refrigerant and application. LCCP was developed by TEAP and U.S. EPA and includes direct and indirect climate emissions, energy embodied in product materials, climate emissions during chemical manufacturing, and end-of-life loss (typically refrigerant leakage).⁵³ *See* Section 5 for a discussion of the energy efficiency gains that will be catalyzed by an HFC phasedown.

Commercially available non-fluorinated or “natural refrigerants” primarily include ammonia with a GWP of near zero, hydrocarbons (e.g., propane and isobutene) with GWPs of less than four, and CO₂ with a GWP of one. Alternative fluorinated substances include primarily the low-GWP HFCs, also known as “HFOs”, including HFC-1234yf and HFC-1234ze⁵⁴ with IPCC Fifth Assessment Report (AR5) calculating a GWP_{100-yr} of less than one.⁵⁵ Another alternative is HFC-32, with a GWP_{100-yr} of 677 according to the AR5.⁵⁶ There are other alternative methods and processes that do not involving chemical refrigerants. These are termed “not-in-kind” alternatives.

In the mobile air conditioning sector, which represents up to half of HFC emissions on a CO₂-eq basis⁵⁷, available low-GWP alternatives include HFC-1234yf, CO₂, and HFC-152a (AR5 GWP_{100-yr} = <1, 1, and 138, respectively).⁵⁸ Currently, more than a dozen vehicle manufacturers in Europe, Japan, and North America have vehicles with the low-GWP refrigerant HFC-1234yf in the global market.⁵⁹ Daimler, with support from other German car manufacturers, announced in March 2013 that they are developing CO₂ as a low-GWP alternative for vehicle air-conditioning.⁶⁰ In Norway, approximately 16% of new refrigerated truck and trailer systems were equipped with CO₂ cryogenic refrigeration systems in 2011; use of these systems is expected to expand further in the future.⁶¹

In commercial refrigeration, globally, up to 65% of new installations are using low-GWP HFC alternatives, including CO₂, ammonia, and hydrocarbons, while in the domestic refrigeration sector, low-GWP hydrocarbon technology is expected to reach about 75% of global production by 2020.⁶² See Table 3 for examples of companies that have already made the switch to low-GWP alternatives in the refrigeration sector.

In the room air conditioning sector, thousands of hydrocarbon units have been sold and new production lines are coming on line each year.⁶³ The Indian manufacturer, Godrej, and the Chinese manufacturer, Gree, have developed models of propane (HC-290) room air conditioners.⁶⁴ The Godrej models are up to 11% more efficient than the minimum requirements for the 5-Star energy efficiency rating set by the Indian Bureau of Energy Efficiency.⁶⁵ China, Japan, India, Indonesia, and other countries have projects underway using moderate-GWP HFC-32 with high levels of operating efficiency.⁶⁶ CO₂ air conditioning prototypes are also available.⁶⁷

In the foam sector, low-GWP alternatives include hydrocarbons, CO₂/water, and fibrous materials.⁶⁸ Hydrocarbons and CO₂/water make up 28% to 76% of the global market for new polyurethane foam products, while fibrous materials comprise 59% of the new market for insulation in Western Europe.⁶⁹ HFC-1233zd(E) is a liquid blowing agent that has a GWP of about one,⁷⁰ and is up to 12% more energy efficient than leading hydrocarbon alternatives, according to the companies making it.⁷¹ Companies are developing additional low-GWP HFC alternatives and a number of developing country Parties intend to adopt low-GWP alternatives for foam products as part of their HCFC phaseout plans.⁷²

In all major sectors, the best available low-GWP alternatives to high-GWP HFCs demonstrate at least equal, and often greater, energy efficiency than the HFCs they replace — up to 30% greater.⁷³ A 2011 study for the European Commission concluded that technically feasible and cost-effective low-GWP alternatives exist for all major HFC subsectors.⁷⁴ This analysis, which was prepared in association with industry, research institutes, and other technical experts, analyzed HFC alternatives available in 26 subsectors; all alternatives identified achieved at least equal energy efficiency and more often resulted in energy savings compared to commercially available HFC-based equipment.⁷⁵

The TEAP also concluded that low-GWP alternatives are available that achieve equal or superior energy efficiency in a number of sectors stating, “hydrocarbon and ammonia systems are typically 10-30% more energy efficient than conventional high-GWP HFC systems.”⁷⁶ Tests of room air conditioning utilizing hydrocarbon refrigerants showed energy improvements of up to 20% over HFC models.⁷⁷ Fluorinated refrigerant producers also report high levels of energy efficiency with use of their air conditioning products, particularly in hot climates.⁷⁸ In Japan, an HFC-32 room air conditioner was awarded the 2012 Grand Prize for Excellence in Energy Efficiency and Conservation and the prestigious “Top Runner” designation as the most energy efficient room air conditioning available.⁷⁹ In the commercial refrigeration sector, supermarkets are improving energy efficiency by 15-30% when they switch to low-GWP alternatives.⁸⁰ For example, Sobeys, Canada’s second largest food retailer found that the new CO₂ transcritical system used 18% to 21% less energy than the high-GWP HFC equipment it replaced.⁸¹

Other not-in-kind alternatives are available for some applications, such as district cooling, which relies on water chilled in high efficiency central plants to cool a large number of buildings.⁸² If powered by renewable sources of energy, such as hydroelectric, wind, or solar, this type of cooling system can have virtually no climate impact.⁸³

Table 2: Indicative list of low-GWP alternatives to high-GWP HFCs⁸⁴

APPLICATION	CURRENT HIGH GWP REFRIGERANT ⁸⁵	GWP ⁸⁶	ALTERNATIVE	GWP ⁸⁷
Refrigeration (Domestic)	HFC-134a	1,300	HC-600 (isobutene)	~3
	HFC-152a	138	HC-290 (propane)	<5
			HFO-1234yf	<1
Refrigeration (Commercial & Industrial)	HCFC-22	1,760	HC-600 (isobutene)	~3
	HFC-407C	1,774	R-744 (CO ₂)	1
	HFC-134a	1,300	R-717 (ammonia)	0
	HFC-404a	3,943	HFCs and HFC blends	<1-1,600
Air Conditioners (Room)	HFC-410A	1923	HC-290 (propane)	<5
	HCFC-22	1,760	HFC-32	677
	HFC-407C	1,774	HFC/HFC blends emerging	~350
Air Conditioners (Commercial)	HFC-134a	1,300	HFC-1233zd	<1
	HCFC-22	1,760	HFC-1234ze	<1
	HCFC-123	79	HFC/HFC blends emerging	400-500
			HFC-1234yf	<1
Mobile Air Conditioners	HFC-134a	1,300	HFC-1234yf	<1
			HFC-152a	138
			R-744 (CO ₂)	1
Foams	HFC-227ea	3,220	HCs	<5
	HCFC-142b	1,9800	CO ₂ /water	1
	HFC-245fa	1,030	HFC-1234ze	<1
	HCFC-22	1,810	Methyl formate	<25
	HFC-134a	1,300	HFC-1336mzz-Z	2

HFC alternatives are further elaborated in Suely Carvalho, Stephen O. Andersen, Duncan Brack, & Nancy J. Sherman (2014) [Alternatives to High-GWP Hydrofluorocarbons](#), IGSD WORKING PAPER. (November 2014).

Energy efficient alternatives are important in countries with high ambient air temperatures with long and often humid seasons, including in countries currently choosing replacements for HCFCs, which are being phased out under the Montreal Protocol.⁸⁸ LBNL highlighted that energy efficiency can have an even greater impact than refrigerant transition alone for some countries, particularly those in high-ambient temperature locations and countries with increasing demand for air conditioning.⁸⁹ A recent study for the European Commission shows that, in countries with high ambient air temperatures, almost 70% of sectors currently using HCFCs can leapfrog past high-GWP HFCs refrigerants directly to low-GWP alternatives with equal or better energy efficiency.⁹⁰ The same study notes that other low-GWP alternatives are in development and expected to be ready to replace the remaining uses by 2025.⁹¹ An agreement to phase down HFCs under the Montreal Protocol will accelerate development and deployment of additional climate-friendly alternatives.

7. Business support is growing to phase down HFCs and many companies are already taking action

Business support is growing for phasing down HFCs.⁹² The *Consumer Goods Forum*, a global network of over 400 retailers, manufacturers, and service providers from over 70 countries, has pledged that its members will begin phasing out HFCs by 2015.⁹³ Other industry groups support reducing HFCs under the Montreal Protocol, including the Air-Conditioning, Heating and Refrigeration Institute,⁹⁴ the European Fluorocarbon Technical Committee,⁹⁵ and Refrigerants, Naturally!⁹⁶ The Alliance for Responsible Atmospheric Policy, whose 48 members include Trane, Whirlpool, Sub-Zero, and Mitsubishi, also supports a global phasedown of high-GWP refrigerants.⁹⁷ On 16 September 2014 (International Ozone Day), a dozen U.S. and multinational companies made a variety of pledges to phase down and replace HFCs and to commercialize alternatives.⁹⁸

Individual companies across the value chain are developing and implementing alternative refrigerants. DuPont endorses the HFC phasedown under the Montreal Protocol,⁹⁹ and DuPont and Honeywell, both manufacturers of

HFCs, are actively developing lower GWP alternative refrigerants and have several currently being commercialized,¹⁰⁰ as discussed in Section 5 above. The Climate and Clean Air Coalition has produced a series of case studies demonstrating HFC alternatives developed and utilized by supermarket industry leaders, including Carrefour, H-E-B, and Supermercado.¹⁰¹

On the retailer and point-of-sale side, the companies in Refrigerants, Naturally!, including Coca-Cola, PepsiCo, Red Bull, and Unilever, are taking action to eliminate the use of HFCs within their respective companies.¹⁰² Coca-Cola began using HFC-free insulation for new beverage vending equipment, which reduced direct HFC emissions by 75%, identified a feasible natural refrigerant, and pledged to eliminate HFCs in all new equipment by 2015.¹⁰³ PepsiCo, Red Bull, Unilever, and Carrefour started installing a substantial amount of natural refrigerant point-of-sale equipment.¹⁰⁴ Individual companies in the *Consumer Goods Forum*, including Wal-Mart, Nestlé, Sobeys, Supervalu, and Tesco are purchasing alternative refrigerant equipment, converting existing equipment, and improving efficiency while reducing leakage.¹⁰⁵ Whirlpool announced that it will convert all foam blowing agents in from the current HFC-245fa (AR5 GWP_{100-yr} = 858)¹⁰⁶ to HFC-123zd(E) (GWP_{100-yr} = ~1)¹⁰⁷ in the manufacture of refrigerators and freezers sold in North America, a reported reduction in GWP of 99.9%, by the end of 2014.¹⁰⁸ Table 3 summarizes several of these measures.

Table 3: Examples of corporate reductions of high-GWP HFCs

COMPANIES	ACHIEVEMENTS & GOALS
PepsiCo ¹⁰⁹	240,000 HFC-free units HFC-free equipment in 30 countries with 100% natural refrigerants in Turkey since 2009 and Russia since 2011
The Coca-Cola Company ¹¹⁰	1,000,000 HFC-free units as of January 2014 100% HFC-free insulating foam for new refrigeration equipment 100% HFC-free new cold drink equipment purchases by 2015
Red Bull ¹¹¹	457,000 ECO-Coolers (more than 50% of all units) as of the end of 2013 Procurement 100% hydrocarbon since 2010
Unilever ¹¹²	800,000 HFC-free freezers in 2012 Working with their subsidiary Ben & Jerry's to roll out hydrocarbon ice cream freezers in U.S.
McDonalds ¹¹³	3,300 HFC-free meat freezers, frozen food storage, reach-ins & salad refrigerated display cases 2012. Investing in ammonia industrial refrigeration in U.S.
Nestlé ¹¹⁴	11,000 hydrocarbon ice cream freezers in Europe, Australia, Spain, Malaysia, Chile, and the U.S. Nestlé uses natural refrigerants in 90% of its industrial food processing refrigeration
Heineken ¹¹⁵	130,000 hydrocarbon refrigerated beverage displays Aiming for 50% reduction in carbon footprint of installed refrigerators by 2020
Sobeys ¹¹⁶	"Natural Refrigerant Commitment" requires that CO ₂ refrigeration systems are installed in all new full-service stores
Whirlpool ¹¹⁷	HFC-1233zd(E) in all U.S. refrigerator and freezer manufacturing facilities by end of 2014 Equivalent to removing more than 400,000 cars from the road

8. National and regional policy support is growing to phase down HFCs

Support to phase down HFCs is also growing at the national and regional levels. *See* Figure 7 and Table 4. China, the U.S., and the E.U., the top three global consumers of HFCs, have all announced new policies and regulations to control and reduce HFC emissions.¹¹⁸ In May 2014, the State Council of China announced that they would strengthen their management of HFC emissions and accelerate the destruction and replacement of HFCs, as part of the action plan to implement the energy conservation and emission reduction targets of the 12th five-year plan.¹¹⁹ China's action plan is expected to reduce HFC emissions by 0.28 Gt CO₂-eq by 2015.¹²⁰ The E.U. HFC regulations ("F-Gas Directive"), which received final approval on 14 April 2014 and went into effect on 1 January 2015, will phase down HFCs by 79%, from the baseline 2009-12 levels, by 2030.¹²¹ In addition, as part of its regulatory regime to control HFCs, the European Directive on mobile air conditioning systems requires the use of refrigerants with GWPs less than 150; new type vehicles sold in the E.U. are covered as of 1 January 2013, and all vehicles sold in the E.U. will be covered by 2017.¹²²

A world map with a white background. Countries are colored either green or grey. Green countries include: United States, Canada, Mexico, Colombia, Ecuador, Peru, Chile, Argentina, Brazil, Australia, New Zealand, China, India, Pakistan, Bangladesh, Nepal, Bhutan, Myanmar, Thailand, Laos, Cambodia, Vietnam, Philippines, Indonesia, Malaysia, Singapore, Brunei, Timor-Leste, and several countries in Europe (Ireland, United Kingdom, France, Germany, Poland, Czech Republic, Slovakia, Austria, Hungary, Switzerland, Italy, Greece, Turkey, Bulgaria, Romania, and the Baltic states). Grey countries include: Russia, Canada (Northwest Territories, Yukon, Nunavut), Greenland, Iceland, Norway, Sweden, Finland, Denmark, Netherlands, Belgium, Luxembourg, Germany (East), Poland (East), Czech Republic (East), Slovakia (East), Austria (East), Hungary (East), Switzerland (East), Italy (East), Greece (East), Turkey (East), Bulgaria (East), Romania (East), and most countries in Africa, South America, and Asia.

In 2009 California passed refrigerant regulations expected to reduce F-gas emissions by six million metric tonnes of CO₂-equivalent by 2020.¹²⁸ In 2014 California passed a law that requires the California Air Resources Board (CARB) to develop a comprehensive strategy to reduce emissions of HFCs and other SLCPs by 1 January 2016.¹²⁹ CARB released its draft proposal in May 2015¹³⁰ calling for an 80% reduction in the use of HFCs in new refrigeration and air-conditioning equipment by 2030,¹³¹ the complete elimination of the use of HFCs in insulating foams and aerosol propellant consumer products “as soon as possible,”¹³² and for a transition to low-GWP refrigerants in commercial refrigeration “as soon as possible, and no later than 2025.”¹³³ Beginning in 2018, HFCs will also be regulated according to a statewide cap-and-trade system.¹³⁴ California has also forged intrastate and international agreements concerning HFCs. In October 2013 California and India formed the India-California Air Pollution Mitigation Program (ICAMP)¹³⁵ that includes future HFC mitigation.¹³⁶

13

Table 4: Select national and sub-national HFC regulations¹³⁹

Country/Region	Taxes, Levies, Fees	Economic and Market-Based Incentives	Prohibition/Authorization	Required Practices	Voluntary Initiatives /Education Programs	Import/Export Licensing	Reporting/Recordkeeping Requirements	Prioritization of Climate-Friendly Alternatives
Africa								
Burkina Faso	X					X		
Egypt							X	
Europe and Central Asia								
Austria			X		X			
Belgium ¹⁴⁰					X			
Denmark	X		X					
Estonia							X	
France ¹⁴¹	X*			X			X*	
Germany			X	X				
Italy				X			X	
Macedonia	X		X			X		
Montenegro	X		X	X		X	X	
Netherlands		X	X	X				
Norway	X	X						
Poland	X						X	
Serbia ¹⁴²			X	X		X		
Slovenia	X							
Spain ¹⁴³	X							
Sweden	X		X	X				
Switzerland			X	X			X	
United Kingdom				X				
Latin America and the Caribbean								
Belize				X		X	X	
Chile ¹⁴⁴			X	X		X		
Colombia			X	X		X		
North America								
Canada			X	X		X	X	
United States	X	X	X	X	X		X	X
California		X		X	X		X	
Mexico					X			
Pacific Island Countries								
Australia	X	X	X	X		X	X	
New Zealand	X	X	X	X			X	
Asia								
China ¹⁴⁵		X*		X				X
Indonesia ¹⁴⁶								X
Japan				X	X		X	
South Korea ¹⁴⁷		X						
West Asia								
Yemen				X			X	

* Proposed legislation.

9. The Montreal Protocol has the experience and expertise to phase down HFCs

At the international level, there is growing recognition that HFCs can be most effectively controlled through the phasedown of their *production and consumption* under the Montreal Protocol as a complement to controls on *emissions* under the Kyoto Protocol. The Montreal Protocol has the experience and expertise to ensure a fast, effective, and efficient phasedown of HFCs, which are in the same family of gases, have similar chemical properties, and are used in the same sectors as the CFCs already phased out and the HCFCs currently being phased out.¹⁴⁸ Because all CFCs and HCFCs are also greenhouse gases, between 1990 and 2010 the Montreal Protocol reduced CO₂-eq emissions nearly twenty times more than the 5 to 10 Gt CO₂-eq reduction goal of the first commitment period of the Kyoto Protocol. *See* Figure 4.¹⁴⁹ Sophisticated statistical analysis confirms that the successful phaseout of CFCs and related chemicals by the Montreal Protocol, along with reductions of methane, slowed climate change and contributed to a lower rate of global warming since the early 1990s.¹⁵⁰

The Montreal Protocol has universal membership and provides robust implementation of the principle of “common but differentiated responsibilities.”¹⁵¹ This includes having developed country Parties undertake control measures first, followed by typical grace periods of 10 to 19 years before developing country Parties are subject to control measures, with funding for the agreed incremental cost of the developing country phaseout provided by the developed country Parties through the Multilateral Fund (MLF).¹⁵² The MLF has played a key role in achieving cost-effective emissions reductions. Between 1990 and 2010, the phaseout of CFCs and other fluorinated gases cost US\$2.4 billion and achieved an estimated 188–222 Gt CO₂e in emissions reductions, equivalent to less than US\$0.01 per tonne of CO₂ reduced.¹⁵³ Since it was established in 1991, the MLF has provided more than U.S. \$3 billion in funding.¹⁵⁴ At the 26th Meeting of the Parties of the Montreal Protocol, in 2014, the Parties agreed to a MLF replenishment of just over US\$500 million for 2015–2017.¹⁵⁵

The Montreal Protocol has an in-depth understanding of all sectors it finances, including detailed knowledge of technical options.¹⁵⁶ The Montreal Protocol also supports institutional strengthening for all 147 developing country Parties.¹⁵⁷ The combination of these features has allowed all Parties to comply with the control measures; to date, the Parties have phased out 98% of nearly 100 damaging chemicals.¹⁵⁸

The orderly and transparent schedule for phasing out chemicals under the Montreal Protocol allows time for markets to innovate and adjust, often resulting in significant cost and technical efficiencies.¹⁵⁹ The Montreal Protocol also provides “essential use” and “critical use” exemptions that allow continued use of a chemical when environmentally acceptable alternatives are not yet available.¹⁶⁰

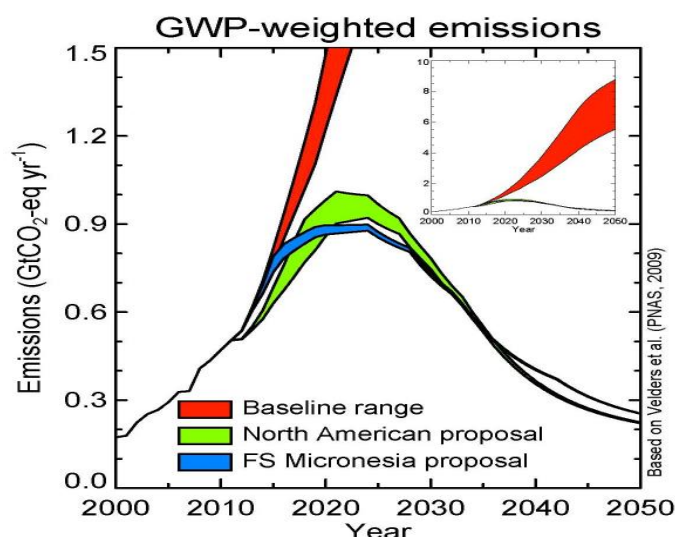
In sum, the Montreal Protocol can provide fast, effective, and efficient reductions of upstream production and consumption of HFCs, while downstream emissions would remain with the Kyoto Protocol, as would measurement and reporting.¹⁶¹

10. The consensus is growing to amend the Montreal Protocol to phase down HFCs

Recognizing the opportunity presented for fast and effective phasing down of HFCs through the Montreal Protocol, starting in 2009 the Federated States of Micronesia proposed an amendment to phase down high-GWP HFCs, with the U.S., Canada, and Mexico following with a similar amendment. Both proposals would reduce 85-90% of HFC production and consumption and provide climate mitigation equivalent to more than 100 Gt CO₂ emissions by 2050 (range of 87 to 146 Gt).¹⁶² *See* Figure 7. This could be achieved at a very low cost. By one calculation, the total incremental cost through 2050 would be € 5–11 billion, less than € 1 per CO₂e tonne, or “ten [MLF] replenishing periods with funding in the range of [€] 500 to 1000 million from freeze to 2050.”¹⁶³ Preliminary analysis by the TEAP calculates that converting manufacturing in A/C and refrigeration sectors to low GWP-HFCs by 2020 could cost \$2.4 (± 0.34) billion, and “results in a reduction in climate terms of about 50% over the period 2020-2030 and a reduction in climate terms of 80% in 2030 compared to BAU.”¹⁶⁴

The EU expressed full support for an HFC amendment,¹⁶⁵ and suggested combining a phasedown of HFCs in developing countries with the existing phaseout of HCFCs.¹⁶⁶ In April 2015, the North American group submitted their newest proposal, dated 8 March 2015.¹⁶⁷ On 17 April 2015, India submitted its own proposal to phase down high-GWP HFCs under the Montreal Protocol, reversing several years of opposition.¹⁶⁸ On 30 April 2015, the EU submitted a proposal on behalf of its 28 member States.¹⁶⁹ At the same time, the Federated States of Micronesia, the first country to submit a proposal in 2009, submitted a revised proposal along with seven other Pacific Island States as co-sponsors—Kiribati, Marshall Islands, Mauritius, Palau, the Philippines, Samoa, and Solomon Islands.¹⁷⁰

Fig. 8: Projected emission reductions from HFC amendment proposals



The proposed amendments to the Montreal Protocol are projected to decrease the cumulative (2013-2050) direct GWP-weighted emissions of HFCs to 22-24 Gt CO₂-eq from 110-170 Gt CO₂-eq, for a total of ~87 to 146 Gt CO₂-eq in mitigation. This is equivalent to a reduction from projected annual emissions of 5.5 to 8.8 Gt CO₂-eq/yr in 2050 to less than ~0.3 Gt CO₂-eq/yr. The above graphic, based on Velders *et al.* (2009) is indicative of the emissions reductions expected from a phasedown of high-GWP HFCs under the Montreal Protocol. Prepared by Dr. Guus Velders, based on Velders, G. J. M. *et al.* (2009) [The large contribution of projected HFC emissions to future climate forcing](#), PROC. NAT'L. ACAD. SCI. U.S.A. 106:10949-10954.¹⁷¹

Total mitigation could be the equivalent of up to 200 Gt CO₂ if an HFC phaseout were completed by 2020. *See* Section 3, above. An HFC amendment would substantially eliminate the global warming caused by one of the six main Kyoto Protocol greenhouse gases and significantly improve the chances of staying below the 2°C guardrail, providing up to 6-10% of the needed mitigation. *See* Figure 5.

Support for the addressing high-GWP HFCs has grown rapidly:

2009

10 July 2009 in L'Aquila, Italy, the leaders of the G8 recognized “that the accelerated phase-out of HCFCs mandated under the Montreal Protocol is leading to a rapid increase in the use of HFCs, many of which are very potent GHGs,” and committed to “work with our partners to ensure that HFC emissions reductions are achieved under the appropriate framework.”¹⁷²

November 2009, 39 countries signed the *Declaration on High-GWP alternatives to ODSs* [Ozone Depleting Substances] encouraging the Parties to the Montreal Protocol to “urgently consider phasing-down the production and consumption of high-GWP alternatives,” including HFCs, and “take appropriate measures ... as soon as practicable.”¹⁷³

2010

By the end of 2010, 108 Parties to the Montreal Protocol signed the *Bangkok Declaration*, calling for the use of low-GWP alternatives to CFCs and HCFCs.¹⁷⁴

2012

17 February 2012, the United States, Mexico, Canada, Ghana, and Bangladesh, along with the UN Environment Programme launched the CCAC to catalyze major reductions in SLCPs with an initial focus on black carbon, methane, and HFCs.¹⁷⁵

19 May 2012, the leaders of the G8 in Camp David, U.S., agreed to join the CCAC and develop ‘strategies to reduce short term pollutants – chiefly methane, black carbon, and hydrofluorocarbons.’¹⁷⁶

22 June 2012, at the conclusion of the Rio + 20 *UN Conference on Sustainable Development*, more than one hundred

heads of State adopted the conference declaration, *The Future We Want*, recognizing the climate threat from HFCs and calling for the gradual phasedown of their production and consumption; the UN General Assembly adopted the declaration by resolution on 11 September 2012.¹⁷⁷

2013

19 April 2013, China agreed to completely phase out HCFCs over the next 17 years, which is expected to cut the equivalent of 8 Gt of CO₂ at a total cost of \$385 million, or about \$0.05 per tonne.¹⁷⁸ The Montreal Protocol's HCFC phaseout will eliminate HCFC production from emissive uses in developed country Parties by 2030 and in developing country Parties by 2040, and this agreement will give China the opportunity to choose low-GWP alternatives in lieu of HFCs to ensure that the climate benefits are realized.¹⁷⁹

Through May 2013, 112 Parties joined the even stronger *Bali Declaration on Transitioning to Low Global Warming Potential Alternatives to Ozone Depleting Substances*.¹⁸⁰

15 May 2013, the Arctic Council countries, including the Russian Federation, issued the *Kiruna Declaration* in which they “Urge the Parties to the Montreal Protocol on Substances that Deplete the Ozone Layer to take action as soon as possible, complementary to the UNFCCC, to phase-down the production and consumption of hydrofluorocarbons, which contribute to the warming of the Arctic region....”¹⁸¹

8 June 2013, China's President Xi Jinping and U.S. President Barack Obama agreed to “work together and with other countries to use the expertise and institutions of the Montreal Protocol to phase down the consumption and production of hydrofluorocarbons (HFCs).”¹⁸²

25 June 2013, President Obama announced his *Climate Action Plan*, which includes phasing down HFCs under the Montreal Protocol, as well as taking action in the U.S. to control HFCs.¹⁸³

26 June 2013, at the mid-year Open-Ended Working Group meeting of the Montreal Protocol in Bangkok, the Parties established a formal Discussion Group to discuss the management of HFCs under the Protocol.¹⁸⁴

28 June 2013 the BASIC countries (Brazil, South Africa, India, and China) noted in their *Joint Statement* that they would “work multilaterally to find an agreed way” to address HFCs:

*“Ministers emphasized that HFCs are greenhouse gases covered under the UNFCCC and its Kyoto Protocol and shall accordingly be addressed in accordance with its principles and provisions. They agreed to work multilaterally to find an agreed way forward on this issue.”*¹⁸⁵

10 July 2013, the U.S.-China Climate Change Working Group agreed to work together to “implement the agreement on hydrofluorocarbons (HFCs) reached by President Obama and President Xi at their meeting on June 8, 2013, in Sunnylands, California.”¹⁸⁶

12 July 2013, fourteen Pacific small island developing states (SIDS) called for action under the Montreal Protocol to phase down HFCs. In the *Nadi Outcome Document* of the Pacific SIDS Regional Preparatory Meeting for the Third International Conference on Small Island Developing States, these fourteen nations “agreed that the Montreal Protocol be utilized to undertake the gradual phasedown of production and consumption of HFCs called for in the Rio + 20 outcome document, *The Future We Want*.”¹⁸⁷

3 September 2013, the 33 State partners of the CCAC and the European Commission agreed to “work toward a phasedown in the production and consumption of HFCs under the Montreal Protocol.” The Coalition's State partners also agreed to “adopt domestic approaches to encourage climate-friendly HFC alternative technologies,” and to “work with international standards organizations to revise their standards to include climate-friendly HFC alternatives.”¹⁸⁸

6 September 2013, on the margins of the G20 Summit in St. Petersburg, Chinese President Xi Jinping and U.S. President Barack Obama agreed to open formal negotiations on the amendment to phase down HFCs under the Montreal Protocol:

*“We reaffirm our announcement on June 8, 2013 that the United States and China agreed to work together and with other countries through multilateral approaches that include using the expertise and institutions of the Montreal Protocol to phase down the production and consumption of HFCs, while continuing to include HFCs within the scope of UNFCCC and its Kyoto Protocol provisions for accounting and reporting of emissions. We emphasize the importance of the Montreal Protocol, including as a next step through the establishment of an open-ended contact group to consider all relevant issues, including financial and technology support to Article 5 developing countries, cost effectiveness, safety of substitutes, environmental benefits, and an amendment. We reiterate our firm commitment to work together and with other countries to agree on a multilateral solution.”*¹⁸⁹

6 September 2013, the leaders of the world's twenty largest economies, as well as heads of State from six invited observer States, expressed their support in the St. Petersburg *G20 Leaders' Declaration* for initiatives that are complementary to efforts under the UNFCCC, including using the expertise and institutions of the Montreal Protocol to phase down the production and consumption of HFCs, while retaining HFCs within the scope of the UNFCCC and its Kyoto Protocol for accounting and reporting of emissions:

*"We are committed to support the full implementation of the agreed outcomes under the United Nations Framework Convention on Climate Change (UNFCCC) and its ongoing negotiations.... We also support complementary initiatives, through multilateral approaches that include using the expertise and the institutions of the Montreal Protocol to phase down the production and consumption of hydrofluorocarbons (HFCs), based on the examination of economically viable and technically feasible alternatives. We will continue to include HFCs within the scope of UNFCCC and its Kyoto Protocol for accounting and reporting of emissions."*¹⁹⁰

16 September 2013, Ministers representing BASIC countries agreed that HFCs should be dealt with through relevant multilateral fora guided by the principles and provisions of the UNFCCC:

*"Ministers agreed that hydrofluorocarbons (HFC) should be dealt with through relevant multilateral fora, guided by the principles and provisions of UNFCCC and its Kyoto Protocol. The availability of safe and technically and economically viable alternatives and the provision of additional financial resources by developed countries should also be taken into account."*¹⁹¹

27 September 2013, Indian Prime Minister Manmohan Singh and U.S. President Barack Obama agreed to immediately convene discussions of phasing down HFCs under the Montreal Protocol, leaving accounting and reporting of emissions in the UNFCCC:

*"The two leaders agreed to immediately convene the India-U.S. Task Force on hydrofluorocarbons (HFCs) to discuss, inter alia, multilateral approaches that include using the expertise and the institutions of the Montreal Protocol to phase down the consumption and production of HFCs, based on economically-viable and technically feasible alternatives, and include HFCs within the scope of the United Nations Framework Convention on Climate Change (UNFCCC) and its Kyoto Protocol for accounting and reporting of emissions....."*¹⁹²

The U.S.-India climate cooperation also will include a focus on improving the efficiency of air conditioning in India, which has the potential to avoid as many as 120 large power plants by 2030:

*"Space Cooling Efficiency Collaboration: Demand for space cooling – primarily for air conditioners – constitutes a large portion of peak electricity demand in India. Air conditioners could add as much as 140 GW to peak load by 2030 and management of the peak contribution is critical for maintaining supply security and avoiding load shedding. The new U.S.-India Collaboration on Smart and Efficient Air Conditioning and Space Cooling is intended to advance policies and innovation to drive mass deployment and rapid uptake of high-efficiency cooling equipment and technologies to capture significant energy savings, potentially avoiding the need to build as many as 120 large power plants."*¹⁹³

See Section 4 for a further discussion of benefits of super-efficient room air conditioning.

21 to 25 October 2013, at the 25th Meeting of the Parties to the Montreal Protocol, in Bangkok, countries continued to make progress on an international agreement to phase down HFCs under the Montreal Protocol. Significantly, the Africa Group, including South Africa, announced its support for "formal negotiations to enable the amendment process." Jordan also demonstrated support for discussion of the amendment proposals, calling them "logical and well understood." Delegates reconvened the formal Discussion Group on HFC Management, this time with a broader mandate that included consideration of the high-level agreements to phase down HFCs made in preceding months. The formal Group met several times and proposed several ways forward for action on HFCs, including holding extra working meetings in 2014 to consider the amendment proposals. Brazil and China continued to engage constructively as well, and both played an important role in writing a detailed request to the Protocol's Technology and Economic Assessment Panel (TEAP) to conduct additional research on HFCs and their alternatives.¹⁹⁴ India, along with several other countries, expressed concern over whether technology was available and whether developed countries would be willing to pay for the transition in developing countries as required by the Montreal Protocol. These and other concerns will be addressed in 2014 as the Amendment negotiations move forward.

19 November 2013, at the 21st E.U.-Japan summit in Tokyo, the E.U. and Japan emphasized the importance of the HFC phasedown under the Montreal Protocol:

*“[T]hey underlined the contribution of international cooperative initiatives to the additional mitigation effort to narrow the existing gap between emission reduction pledges and what is needed according to science. In particular, they stressed the need for rapid progress on the phasedown of HFCs and for its close consideration as one of the issues to be addressed in the context of the Montreal Protocol.”*¹⁹⁵

5 December 2013, U.S. and China reaffirmed the agreements on HFCs by Presidents Obama and President Xi Jinping from June 8, 2013 and September 6, 2013:

*“Today, both countries reaffirmed the agreements reached by leaders regarding phasing down the production and consumption of the highly potent greenhouse gas hydrofluorocarbons (HFCs) using the expertise and institutions of the Montreal Protocol and to take next steps in the process, including the establishment of an open-ended contact group in the Montreal Protocol.”*¹⁹⁶

2014

11 February 2014, following President Hollande’s State visit with President Obama, the White House emphasized that “France is also an important partner in the global effort to phase down production and consumption hydrofluorocarbons (HFCs) using the institutions and expertise of the Montreal Protocol.”¹⁹⁷

19 February 2014, the North American Leaders agreed in their *Joint Statement* to “intensify our efforts to promote an amendment to the Montreal Protocol to phase down production and consumption of climate-damaging hydrofluorocarbons (HFCs).”¹⁹⁸

March 2014, U.S. Secretary of State John Kerry instructed Chiefs of Mission and all other State Department staff to make climate change a priority across all platforms, domestically and internationally, including efforts to enhance the Montreal Protocol, the Major Economies Forum, Clean Energy Ministerial, and the CCAC, as well as efforts to conclude a new climate agreement applicable to all countries by 2015 to take effect in 2020.¹⁹⁹

26 March 2014, the leaders of the E.U. and the U.S. issued a *Joint Statement* affirming their commitment to phasing down HFCs through the Montreal Protocol, and their commitment “to ambitious domestic action to limit HFC use and emissions.”²⁰⁰

31 March 2014, the leaders of the E.U. and China issued a *Joint Statement* announcing that they “will cooperate on taking domestic action to avoid or reduce the consumption of HFCs and to work together to promote a global phase down of these substances.”²⁰¹

5 June 2014, the leaders of the G7 countries reaffirmed their commitment to phase down high-GWP HFCs under the Montreal Protocol:

*“We will work together and with others to phase down the production and consumption of hydrofluorocarbons (HFC) under the Montreal Protocol. We will also continue to take action to promote the rapid deployment of climate-friendly and safe alternatives in motor vehicle air-conditioning and we will promote public procurement of climate-friendly HFC alternatives.”*²⁰²

10 July 2014, U.S. and China reaffirmed their commitment to phase down the production and consumption of HFCs.²⁰³

14 to 18 July, at the 34th meeting of the Open-ended Working Group (OEWG 34) of the Parties to the Montreal Protocol, the majority of countries expressed support for starting a formal contact group to negotiate the terms for the HFC phasedown. Some parties continued their opposition, including several Gulf States, so parties launched a discussion group to address issues raised by the reluctant parties.²⁰⁴ The same issues were addressed during a two-day HFC management seminar organized by the Montreal Protocol Secretariat on 11-12 July 2014; the seminar was attended by more than 400 country delegates, scientific, technical, and legal experts, and industry and environmental observers.²⁰⁵

16 and 17 July, at the Working Group meeting of the CCAC in Paris, France, the CCAC announced its plan to launch “a campaign with key countries and leading industries to reduce hydrofluorocarbons” at the UN Secretary-General’s Climate Summit in New York in September.²⁰⁶

23 September 2014, on the occasion of the UN Secretary-General’s Climate Summit, 33 state partners of the CCAC issued a Joint Statement supporting the phase down of the production and consumption of HFCs under the Montreal Protocol.²⁰⁷ The state partners were joined by numerous organizations and companies including: the California Air Resources Board, the World Meteorological Organization, the Coca-Cola Company, Danfoss, and the member companies of Refrigerants Naturally!.²⁰⁸

30 September 2014, India's Prime Minister Narendra Modi and U.S. President Barack Obama agreed on the need to take urgent action to reduce consumption and productions of HFCs under the Montreal Protocol.²⁰⁹

17 to 21 November 2014, at the 26th Meeting of the Parties to the Montreal Protocol, in Paris, countries continued to make progress in their negotiations to phase down production and consumption of HFCs. In particular, China and India indicated their willingness to consider how to move forward to discuss the HFC phasedown. In addition to the regular Open-Ended Working Group meeting 13-17 July 2015, the Parties agreed to hold an extra-ordinary three-day OEWG on 22-24 April, with a back-to-back two-day workshop on HFC management issues, with emphasis on the challenges of high ambient countries and on energy efficiency.²¹⁰ The Parties also agreed to replenish the Multilateral Fund with \$507.5 million over the next three years.²¹¹

2015

25 January 2015, India's Prime Minister Narendra Modi and U.S. President Barack Obama agreed to make "concrete progress this year" to cut HFCs under the Montreal Protocol.²¹²

6 March 2015, at the conclusion of the 15th Session of the African Ministerial Conference on the Environment in Cairo, Ministers and delegates from 54 countries of Africa urged all member States to use the Montreal Protocol to phase down the production and use of HFCs, and requested all to work towards a "contact group" to begin formal negotiations this year.²¹³

In April 2015, Canada, Mexico and U.S. submitted their newest proposal to phase down HFCs under the Montreal Protocol.²¹⁴ The proposal would reduce cumulative HFC emissions between 2019 and 2050 by between 90 and 111.5 Gt CO₂, "which is equal to roughly two years of emissions of all anthropogenic greenhouse gases at current emission levels."²¹⁵

17 April 2015, India submitted a proposal to phase down high-GWP HFCs under the Montreal Protocol.²¹⁶ The proposal calls for the continued "use of HFCs and blends of HFCs as transitional substances for phase-out of HCFCs wherever low-GWP/zero-GWP alternatives are not available," and a 15-year grace period before developing countries begin phasing down HFCs.²¹⁷

20 April 2015, Senegal and Zimbabwe, on behalf of the 54 members of the African Group, submitted a Conference Room Paper requesting the establishment of a contact group at the 36th Open-ended Working Group meeting (OEWG 36) in July to "consider proposals to amend the Montreal Protocol, including those that have been submitted for consideration by the Meeting of the Parties."²¹⁸

24 April 2015, at the conclusion of the 35th meeting of the Open-ended Working Group (OEWG) of the Montreal Protocol, the Parties agreed to hold additional inter-sessional meetings, "with a view to the establishment of a contact group" at the regularly scheduled OEWG in Paris in July.²¹⁹ A two-day seminar on HFC management was presented by the Montreal Protocol Secretariat on 20-21 April 2015.²²⁰

30 April 2015, the EU submitted a proposal on behalf of its 28 member States.²²¹

30 April 2015, the Federated States of Micronesia, the first country to submit a proposal in 2009, submitted a revised proposal, along with seven other Pacific Island States as co-sponsors—Kiribati, Marshall Islands, Mauritius, Palau, Philippines, Samoa, and Solomon Islands.²²²

8 June 2015, the leaders of the G7 countries pledged to "continue our efforts to phase down hydrofluorocarbons (HFCs) and call on all Parties to the Montreal Protocol to negotiate an amendment this year [2015] to phase down HFCs and on donors to assist developing countries in its implementation."²²³

12-13 June 2015, a group of invited parties participated in an informal inter-sessional consultation in Vienna, Austria on the feasibility and ways of managing HFCs, where they discussed issues identified at OEWG 35 in April. The outcome was a bracketed text that identified potential terms of reference for a formal contract group at the OEWG 36 on 20-24 July.²²⁴

29 June 2015, EU and China agreed to "work together with other countries to agree on a multilateral solution to phase down the production and consumption of HFCs,"²²⁵ in addition to strengthening collaboration on domestic HFC policies and measures.

30 June 2015, Brazil President Dilma Rousseff and U.S. President Barack Obama "agreed to work multilaterally in the Montreal Protocol to consider promptly amendment proposals to phase down HFCs."²²⁶

21 July 2015, the Parties suspended the 36th meeting of the Open-ended Working Group (OEWG), rather than adjourning, to allow additional time to complete the terms of reference for a "contact group" that will then negotiate the details of the HFC amendment.²²⁷ The suspended OEWG will resume 29-30 October in the United Arab Emirates, which will host the MOP 1 to 5 November.

Global HFC production and use is rising dramatically, and the associated HFC emissions could add up to 0.5°C of additional warming by the end of the century. World Leaders have called for a phasedown of HFC production and consumption. Such a phasedown would be effectively and efficiently implemented under the Montreal Protocol, which has over 25 years of experience phasing down nearly 100 chemicals used in the same sectors, and for the same purposes, as HFCs. International support for using the expertise and institutions of the Montreal Protocol to phase down HFCs is growing in strength and momentum.

21

List of acronyms and abbreviations

A5 Parties	developing countries qualified for grace periods and MLF financing under the Montreal Protocol
AR5	Fifth Assessment Report of the IPCC
BASIC	Brazil, South Africa, India, and China
BAU	business-as-usual
BC	black carbon
CAFE	corporate average fuel economy
CCAC	Climate and Clean Air Coalition to Reduce Short-Lived Climate Pollutants
CFC	chlorofluorocarbon
CGF	Consumer Goods Forum
CH ₄	methane
CO ₂	carbon dioxide
CO ₂ -eq	carbon dioxide equivalent
E.U.	European Union
G7	Canada, France, Germany, Italy, Japan, United Kingdom, and United States
Gt	gigatonne (billion tonnes)
GWP	global warming potential
HCFC	hydrochlorofluorocarbon
HFC	hydrofluorocarbon
HFO	hydrofluoroolefin
IGSD	Institute for Governance & Sustainable Development
IISD	International Institute for Sustainable Development
IPCC	Intergovernmental Panel on Climate Change
LCCP	life-cycle climate performance
MEA	multilateral environment agreement
MLF	multilateral fund
NGO	nongovernmental organization
Non-A5 Parties	developed country Parties to the Montreal Protocol
ODS	ozone-depleting substance
PFC	perfluorocarbon
SF ₆	sulfur hexafluoride
SEAD	Super-efficient Equipment and Appliance Deployment Initiative
SIDS	small island developing states
SLCPs	short-lived climate pollutants
SNAP	Significant New Alternatives Policy Program at U.S. EPA
TEAP	Technology and Economic Assessment Panel (of the UNEP Montreal Protocol)
UN	United Nations
UNEP	United Nations Environment Programme
UNFCCC	United Nations Framework Convention on Climate Change
U.S.	United States
U.S. EPA	United States Environmental Protection Agency
U.S. DOE	United States Department of Energy

Appendix

Background on IGSD's fast-action campaign to reduce HFCs and other short-lived climate pollutants

Phasing down HFCs under the Montreal Protocol is the central focus of IGSD's fast-action climate mitigation campaign, which promotes using existing laws and institutions to achieve immediate climate mitigation and complement efforts under the UNFCCC. IGSD's strategy was presented in a 2009 article written by Nobel Laureate Mario Molina, Durwood Zaelke, Veerabhadran Ramanathan, Stephen O. Andersen, & Donald Kaniaru, [Reducing abrupt climate change risk using the Montreal Protocol and other regulatory actions to complement cuts in CO₂ emissions](#). The paper was written for the *Proceedings of the National Academy of Sciences* of the U.S.A. as the policy piece in a [PNAS Special Feature](#) on climate tipping points edited by John Schellnhuber.

The article defines fast-action strategies as those that can be started in two to three years, substantially implemented in five years in developed countries and ten years in developing countries, and can produce a response in the climate system on a timescale of decades, to complement cuts in CO₂, which operate on a longer timescale. Broad implementation of these strategies can cut the rate of global warming in half and the rate of Arctic warming by two-thirds over the next several decades.

The HFC component of this approach was updated in a November 2012 policy paper, [Strengthening Ambition for Climate Mitigation: The Role of the Montreal Protocol in Reducing Short-lived Climate Pollutants](#), by Durwood Zaelke, Stephen O. Andersen, & Nathan Borgford-Parnell in RECIEL, and the science component presented in a June 2013 science paper, [The role of HFCs in mitigating 21st century climate change](#), by Yangyang Xu, Durwood Zaelke, Guus J. M. Velders, and Veerabhadran Ramanathan (26 June 2013). The paper calculates that mitigating SLCPs can avoid 1.5°C of warming by end-of-century, comparable to the 1.1°C of warming that can be avoided by aggressive CO₂ mitigation by end-of-century. The paper calculates that by 2050 SLCP mitigation can avoid six times more warming than aggressive CO₂ mitigation (0.6°C from SLCP mitigation, compared to 0.1°C from CO₂ mitigation). Up to one-third of the total of 1.5°C in avoided warming from SLCP mitigation, or 0.5°C, will come from cutting HFCs.

Related research led by Ramanathan published April 2013 in NATURE CLIMATE CHANGE calculates that cutting SLCPs can reduce the rate of sea-level rise quickly by about 25%, and when coupled with aggressive CO₂ mitigation, can double this. Individual contributions to avoided sea-level rise by 2100 from different mitigation actions are: 29% from CO₂ measures and 71% from SLCP measures (13% from HFC measures, 17% from black carbon measures, and 41% from methane measures). Aixue Hu, Yangyang Xu, Claudia Tebaldi, Warren M. Washington & Veerabhadran Ramanathan (2013) [Mitigation of short-lived climate pollutants slows sea-level rise](#), NATURE CLIMATE CHANGE 3:730-734.

IGSD promotes the importance of reducing HFCs and other SLCP through scientific and policy publications, several of which are listed below. IGSD also promotes the importance of SLCP mitigation in various policy venues, as well as through the media. Op-Eds by IGSD, and others, are listed below, along with a list of Editorials in *Nature*, *The Economist*, *The New York Times*, *The Washington Post*, and *Bloomberg*.

IGSD-Authored Publications on HFCs and the Montreal Protocol

1. David G. Victor, Durwood Zaelke, V. Ramanathan (2015) [Soot and short-lived pollutants provide political opportunity](#), NATURE CLIMATE CHANGE.
2. Nathan Borgford-Parnell, Maxime Beaugrand, Durwood Zaelke, & Stephen O. Andersen (2015) *Bringing aviation, maritime and HFC emissions into the global system*, NEW CLIMATE ECONOMY REPORT PART II (HFC section).
3. Stephen O. Andersen (2015) [Lessons from the stratospheric ozone layer protection for climate](#), J. ENVIRON. STUD. SCI.
4. Durwood Zaelke & Nathan Borgford-Parnell (2015) [The importance of phasing down hydrofluorocarbons and other short-lived climate pollutants](#), J. ENVIRON. STUD. SCI.
5. Stephen O. Andersen & Nancy J. Sherman (2015) [The importance of finding the path forward to climate-safe refrigeration and air conditioning: thinking outside the box and without limits](#), J. ENVIRON. STUD. SCI.
6. Marco Gonzalez, Kristen N. Taddonio, & Nancy J. Sherman (2015) [The Montreal Protocol: how today's successes offer a pathway to the future](#), J. ENVIRON. STUD. SCI.

7. Suely Carvalho, Stephen O. Andersen, Duncan Brack, & Nancy J. Sherman (2014) [Alternatives to High-GWP Hydrofluorocarbons](#), IGSD WORKING PAPER.
8. Stephen A. Montzka, Mack McFarland, Stephen O. Andersen, Benjamin R. Miller, David W. Fahey, Bradley D. Hall, Lei Hu, Siso Carolina, & James W. Elkins (2014) [Recent Trends in Global Emissions of Hydrochlorofluorocarbons and Hydrofluorocarbons—Reflecting on the 2007 Adjustment to the Montreal Protocol](#), J. PHYS. CHEM..
9. Stephen O. Andersen, James A. Baker, Timothy Craig, & Sangeet H. Kapoor (2014) [The New Business Case for Secondary Loop Mobile A/C Systems \(SL-MACs\)](#), ATA ITALIAN TECHNICAL MAGAZINE. 67:17-29.
10. Yangyang Xu & Durwood Zaelke (2013) [Unpacking the Problem](#), UNEP OUR PLANET: THE FUTURE IS PRICELESS.
11. Romina Picolotti (2013) [Fast and refreshing](#), UNEP OUR PLANET: THE FUTURE IS PRICELESS.
12. Yangyang Xu, Durwood Zaelke, Guus J. M. Velders, & Veerabhadran Ramanathan (2013) [The role of HFCs in mitigating 21st century climate change](#), ATMOSPHERIC CHEMISTRY AND PHYSICS. 13:6083-6089.
13. Stephen O. Andersen, Marcel L. Halberstadt, & Nathan Borgford-Parnell (2013) [Stratospheric ozone, global warming, and the principle of unintended consequences – An ongoing science and policy success story](#), JOURNAL OF THE AIR & WASTE MANAGEMENT. ASSOCIATION. 63(6):607-647.
14. Council on Energy, Environment & Water, Institute for Governance & Sustainable Development, Natural Resources Defense Council, and The Energy and Resources Institute (TERI), in cooperation with the Confederation of Indian Industry (2013) [Cooling India with Less Warming: The Business Case for Phasing Down HFCs in Room and Vehicle Air Conditioners](#).
15. Mario Molina & Durwood Zaelke (2013) [A comprehensive approach for reducing anthropogenic climate impacts including risk of abrupt climate changes](#), FATE OF MOUNTAIN GLACIERS IN THE ANTHROPOCENE, [Proceedings of the Working Group](#), 2-4 April 2011, Paul J. Crutzen, Lennart Bengtsson & Veerabhadran Ramanathan (eds) (Pontifical Academy of Sciences, *Scripta Varia* 118).
16. Durwood Zaelke, Stephen O. Andersen, & Nathan Borgford-Parnell (2012) [Strengthening Ambition for Climate Mitigation: The Role of the Montreal Protocol in Reducing Short-Lived Climate Pollutants](#), REVIEW OF EUROPEAN COMPLIANCE & INTERNATIONAL ENVIRONMENTAL LAW 21(3):231-242.
17. Mario Molina & Durwood Zaelke (2012) [A Climate Success Story to Build On](#), UNEP OZONACTION, PROTECTING OUR ATMOSPHERE FOR GENERATIONS TO COME: 25 YEARS OF THE MONTREAL PROTOCOL.
18. Mario Molina, A. R. Ravishankara, & Durwood Zaelke (2011) [At the crossroads](#), UNEP OUR PLANET: POWERING CLIMATE SOLUTIONS.
19. Romina Picolotti (December 2011) [An equitable arrangement](#), UNEP OUR PLANET: POWERING CLIMATE SOLUTIONS.
20. Stephen O. Andersen & Kristen Taddonio (December 2011) [Tipping the Balance](#), UNEP OZONACTION'S DECEMBER 2011 SPECIAL ISSUE.
21. Romina Picolotti (15 July 2010) [A Proposal to Change the Political Strategy of Developing Countries in Climate Negotiations](#), International Institute for Sustainable Development (IISD) Multilateral Environmental Agreement (MEA) BULLETIN.
22. Mario Molina, Durwood Zaelke, Veerabhadran Ramanathan, Stephen O. Andersen, & Donald Kaniaru (2009) [Reducing abrupt climate change risk using the Montreal Protocol and other regulatory actions to complement cuts in CO₂ emissions](#), PROCEEDINGS OF THE NATIONAL ACADEMY OF SCIENCES. USA. 106(49):20616-20621.
23. Guus J. M. Velders, David W. Fahey, John S. Daniel, Mack McFarland, & Stephen O. Andersen (2009) [The large contribution of projected HFC emissions to future climate forcing](#), PROCEEDINGS OF THE NATIONAL ACADEMY OF SCIENCES USA 106:10949-10954.
24. K. Madhava Sarma, Stephen O. Andersen, Durwood Zaelke, & Kristen Taddonio (2009), [Ozone Layer, International Protection](#), in R. Wolfrum (ed.), THE MAX PLANCK ENCYCLOPEDIA OF PUBLIC INTERNATIONAL LAW (Oxford University Press, 2008-2012), online edition.
25. Durwood Zaelke, Peter Grabel, & Elise Stull (6 November 2008) [Avoiding Tipping Points for Abrupt Climate Changes with Fast-Track Climate Mitigation Strategies](#), IISD's MEA BULLETIN.

26. K. Madhava Sarma & Durwood Zaelke (27 June 2008), [*Start, then Strengthen: The Importance of Immediate Action for Climate Mitigation*](#), IISD's MEA BULLETIN.
27. Guus J. M. Velders, Stephen O. Andersen, John S. Daniel, David W. Fahey, & McFarland M. (2007) [*The importance of the Montreal Protocol in protecting climate*](#), PROCEEDINGS OF THE NATIONAL ACADEMY OF SCIENCES USA 104:4814-4819.

Select Editorials and Op-Eds on HFCs and the Montreal Protocol

Editorials:

1. *Washington Post*, Editorial, "[Can Brazil follow through on its ambitious climate goals?](#)" (3 July 2015)
2. *Washington Post*, Editorial, "[Up in the Air: In India, Mr. Obama makes a start on a climate partnership](#)" (28 Jan 2015)
3. *The New York Times*, Editorial, "[A New Chapter for America and India](#)" (27 Jan 2015)
4. *The Economic Times*, Editorial, "[Lima Summit: India should commit to boost energy efficiency](#)" (10 Dec 2014)
5. *The Economist*, Editorial, "[Paris via Montreal](#)" (20 Sept 2014)
6. *The Washington Post*, Editorial, "[The globalization of pollution](#)" (28 Jan 2014)
7. *The International New York Times*, Editorial, "[Curbing a Potent Greenhouse Gas](#)" (7 Jan 2014)
8. *The Post and Courier*, Editorial, "[Stopgap remedy for climate change](#)" (6 Dec 2013)
9. *Nature*, Editorial, "[All together now](#)" (30 October 2013)
10. *The New York Times*, Editorial, "[At Last, an Action Plan on Climate](#)" (25 June 2013)
11. *The New York Times*, Editorial, "[Fresh Start for a Critical Relationship](#)" (10 June 2013)
12. *The New York Times*, Editorial, "[Climate Warnings, Growing Louder](#)" (18 May 2013)
13. *Bloomberg*, Editorial, "[How to Make Air Conditioners Less Guzzling and More Green](#)" (23 Sept 2012)
14. *The Washington Post*, Editorial, "[Ways to fight warming: Strategies that would reduce emissions](#)" (26 Feb 2012)
15. *The New York Times*, Editorial, "[A Second Front in the Climate War](#)" (17 Feb 2012)
16. *The Economist*, Editorial, "[Piecemeal possibilities](#)" (17 Feb 2011)
17. *Nature*, Editorial, "[More in Montreal: Momentum builds for ozone treaty to take on greenhouse gases](#)" (3 Nov 2011)
18. *The Economist*, Editorial, "[Unpacking the problem](#)" (3 Dec 2009)
19. *Nature*, Editorial, "[Time for early action](#)" (1 July 2009)

Op-Eds:

1. *Alaska Dispatch News*, Op-Ed, Durwood Zaelke, "[Controlling greenhouse gases besides CO2 could make quick progress on global warming](#)" (27 August 2015)
2. *San Diego Tribune*, Op-Ed, Durwood Zaelke & V. Ramanathan, "[Responding to Pope Francis' call for environmental change](#)" (8 July 2015)
3. *Business Standard*, Op-Ed, Rajendra Shende, "[Beyond borders: India, China must show climate stewardship](#)" (13 May 2015)
4. *Business Standard*, Op-Ed, Rajendra Shende, "[PM Modi demonstrates India's stewardship at green talks](#)" (19 April 2015)
5. *Economic Times*, Op-Ed, Rajendra Shende, "[Obama-Modi summit can accelerate a climate-proof world](#)" (4 Feb 2015)
6. *The Huffington Post*, Op-Ed, Durwood Zaelke & V. Ramanathan, "[The Path to a Safe Climate Goes Through India](#)" (21 Jan 2015)

7. *The Huffington Post*, Op-Ed, Romina Picolotti, V. Ramanathan & D. Zaelke, "[3 Climate Lessons from Lima](#)" (14 Dec 2014)
8. *Huffington Post*, Op-Ed, M. Molina, V. Ramanathan & D. Zaelke, "[A Development-Savvy Climate Strategy for India](#)" (29 Sept 2014)
9. *The Huffington Post*, Op-Ed, M. Molina, V. Ramanathan, & D. Zaelke, "[As Climate Impacts Accelerate, Speed of Mitigation Becomes Key](#)" (15 July 2014)
10. *The Huffington Post*, Op-Ed, N. Ramanathan, D. Zaelke & V. Ramanathan, "[Bringing Climate Solutions Down to Earth](#)" (7 June 2014)
11. *The Hill*, Op-Ed, D. Zaelke & P. Bledsoe, "[Effective climate agreements: past, present and future](#)" (15 April 2014)
12. *The Guardian*, Op-Ed, A. Steiner, "[Davos 2014: Achim Steiner insider diary](#)" (25 Jan 2014)
13. *Las Vegas Sun*, Op-Ed, L. Thomas, "[Follow Reagan's lead and take action on climate change](#)" (11 Dec 2013)
14. *E!Sharp*, Op-Ed, D. Newman & D. Zaelke, "[Waste not, warm less](#)" (9 Dec 2013)
15. *Los Angeles Times*, Op-Ed, D. Zaelke & P. Bledsoe, "[Climate policy's twin challenges](#)" (16 Aug 2013)
16. *The New York Times*, Op-Ed, W. Ruckelshaus, L. Thomas, W. Reilly, & C. T. Whitman, "[A Republican Case for Climate Action](#)" (1 Aug 2013)
17. *Washington Post*, Op-Ed, J. Yong Kim, "[U.S. takes key climate change steps, but the world must do more](#)" (27 June 2013)
18. *Roll Call*, Op-Ed, D. Zaelke & P. Bledsoe, "[India Can Join the U.S. and China to Cut Super Greenhouse Gases](#)" (20 June 2013)
19. *The Hill*, Op-Ed, D. Zaelke & P. Bledsoe, "[A climate victory waiting for presidents Obama and Xi](#)" (6 June 2013)
20. *The New York Times*, Op-Ed, D. Zaelke & V. Ramanathan, "[Going Beyond Carbon Dioxide](#)" (7 Dec 2012)
21. *The International Herald Tribune*, Op-Ed, M. Molina & D. Zaelke, "[A Climate Success Story to Build On](#)" (26 Sept 2012)
22. *The Hill*, Op-Ed, D. Zaelke & A. Light, "[Rio meeting can still produce a key climate outcome](#)" (20 June 2012)
23. *U-T San Diego*, Op-Ed, V. Ramanathan & D. Zaelke, "[Earth Day: Saving our planet, saving ourselves](#)" (21 April 2012)
24. *The Hill*, Op-Ed, M. Molina & D. Zaelke, "[How to cut climate change in half](#)" (14 Feb 2012)
25. *New York Times*, Op-Ed, V. Ramanathan and D. Victor, "[To Fight Climate Change, Clear the Air](#)" (28 Nov 2010)
26. *The Guardian*, Op-Ed, A. Steiner, "[CO₂ is not the only cause of climate change](#)" (11 Sept 2009)

Endnotes

¹ Stocker, T., *et al.* (2013) [SUMMARY FOR POLICYMAKERS](#), in IPCC (2013) [CLIMATE CHANGE 2013: THE PHYSICAL SCIENCE BASIS](#), Working Group I Contribution to the Fifth Assessment Report of the Intergovernmental Panel on Climate Change.

² HFCs belong to a family of factory-made gases including chlorofluorocarbons (CFCs) and hydrochlorofluorocarbons (HCFCs), used for air conditioning, refrigeration, foam insulation, and other specialized sectors. In 1975, atmospheric chemists Molina and Rowland identified the potent stratospheric ozone depleting effects of CFCs. *See* Molina M., & Rowland F. S. (1974) [Stratospheric sink for Chlorofluoromethanes: Chlorine Atom-Catalyzed Destruction of Ozone](#), NATURE 249(5460):810-812. This was followed, within a year, by the discovery of the potent greenhouse gas effect of the halocarbons CFC-11 and CFC-12. *See* Ramanathan V. (1975) [Greenhouse effect due to chlorofluorocarbons: climatic implications](#), SCI. 190(4209):50-52.

³ Velders G. J. M., *et al.* (2012) [Preserving Montreal Protocol Climate Benefits by Limiting HFCs](#), SCI. 335(6071):922-923. The high growth rates have been confirmed by atmospheric measurements. *See infra*.

⁴ Velders G. J. M., *et al.* (2014) [Growth of climate change commitments from HFC banks and emissions](#), ATMOS. CHEM. PHYS. DISCUSS. 14:4563, 4568 (“If, for example, HFC production were to be phased out in 2020 instead of 2050, not only could about 91–146 GtCO₂-eq of cumulative emission be avoided from 2020 to 2050, but an additional bank of about 39–64 GtCO₂-eq could also be avoided in 2050.”). The totals range from 130 to 210 GtCO₂-eq. by 2050.

⁵ UNEP (1987) [THE MONTREAL PROTOCOL ON SUBSTANCES THAT DEplete THE OZONE LAYER ARTICLE 5: SPECIAL SITUATION OF DEVELOPING COUNTRIES](#). Under the original Montreal Protocol, developing countries consuming less than 0.3/kg CFC per capita qualified under Article 5(1) for a grace period prior to controls. Subsequently, the Montreal Protocol was modified to provide financing for the so-called Article 5 Parties, and the list of Parties qualifying under Article 5 was adjusted to reflect the special circumstances of various Parties. 147 Parties currently qualify under Article 5, *see* UNEP (2014) [List of Parties categorized as operating under Article 5 paragraph 1 of the Montreal Protocol \(considered as developing countries\)](#).

⁶ Speech, Shende R. [2009 U.S.EPA’s Stratospheric Ozone Protection and Climate Protection Awards](#) (21 April 2009) (“Humanity has already benefited by about 60% improvement in energy efficiency in domestic refrigerators since the industry started looking at their design in order to change from CFC-12.”); and U.S. E.P.A. (2002) [BUILDING OWNERS SAVE MONEY, SAVE THE EARTH: REPLACE YOUR CFC AIR-CONDITIONING CHILLER](#), 6-7 (“The most energy-efficient new chillers will reduce electric generation and associated greenhouse gas emissions by up to 50% or more compared to the CFC chillers they replace.”).

⁷ Shah N., Wei M., Letschert V., & Phadke A., (ver. July 2015) BENEFITS OF LEAPFROGGING TO SUPEREFFICIENCY AND LOW GLOBAL WARMING POTENTIAL REFRIGERANTS IN AIR CONDITIONING.

⁸ The Montreal Protocol’s Technology and Economic Assessment Panel (TEAP) uses the term “low-GWP” to refer to refrigerants with GWPs of 300 or lower while “moderate-GWP” refers to refrigerants with GWPs of 1,000 or lower.⁸ Refrigerants with a GPW of over 1000 are considered “high-GWP”.

⁹ Myhre G., *et al.* (2013) [CHAPTER 8: ANTHROPOGENIC AND NATURAL RADIATIVE FORCING](#), in IPCC (2013) [CLIMATE CHANGE 2013: THE PHYSICAL SCIENCE BASIS](#), Working Group I Contribution to the Fifth Assessment Report of the Intergovernmental Panel on Climate Change.

¹⁰ Velders G. J. M., *et al.* (2012) [Preserving Montreal Protocol Climate Benefits by Limiting HFCs](#), SCI. 335(6071):922-923.

¹¹ U.S. EPA (2014) [INVENTORY OF U.S. GREENHOUSE GAS EMISSIONS AND SINKS: 1990–2012](#), Table ES-2 (between 2005 and 2012, U.S. HFC emissions from the substitution of ozone depleting substances increased by 40%; *see also* Montreal Protocol Technology and Economic Assessment Panel (2009) [TASK FORCE DECISION XX/8 REPORT: ASSESSMENT OF ALTERNATIVES TO HCFCs AND HFCs AND UPDATE OF THE TEAP 2005 SUPPLEMENT REPORT DATA](#); Velders G. J. M., *et al.* (2009) [The large contribution of projected HFC emissions to future climate forcing](#), PROC. NAT’L. ACAD. SCI. U.S.A. 106(27):10949, 10949 (“[T]he growth in demand for these compounds [HFCs] is based on GDP and population (8, 12). However, the new scenarios incorporate more recent information such as (i) rapid observed growth in demand, substantiated by atmospheric observations, for products and equipment using HCFCs and HFCs in developing countries (see [SI Text](#)); (ii) reported increases in consumption of HCFCs in developing countries; (iii) replacement patterns of HCFCs by HFCs as reported in developed countries; (iv) accelerated phaseout schedules of HCFCs in developed and developing countries, and; (v) increases in reported use of HFC-134a in mobile AC in developed and developing countries.”); and Phadke A., Adhyankar N., & Shah N., [AVOIDING 100 NEW POWER PLANTS BY INCREASING EFFICIENCY OF ROOM AIR CONDITIONERS IN INDIA: OPPORTUNITIES AND CHALLENGES](#), Lawrence Berkeley National Laboratory at 9 (“The example of China is illuminating for understanding the rapid growth in household appliance ownership as a result of rising incomes and urbanization. The saturation of air conditioners in urban China went from nearly zero in 1992 to about 100% by 2007 i.e. within a span of 15 years [3]. . . . [W]e believe that the AC ownership in India is may witness similar growth.”).

¹² According to the World Resources Institute [Climate Analysis Indicators Tool](#) (CAIT), CO₂-eq emissions of fluorinated gases (f-gases), which include HCFCs, HFCs, SF₆ and PFCs, in China increased by 111% between 2000 and 2005 (and 2,775% between 1990 and 2010), compared to a 68% increase in CO₂, 8% increase in methane, and 6% increase in N₂O. HCFC and HFC emissions increased by 78% in India over the same period, compared to 19% for CO₂, 10% for methane, and 6% for N₂O. HCFC and HFC emissions in the U.S. increased by 30% between 2000 and 2005 compared to 1.5% for CO₂, and a 5% decrease in methane and N₂O. According to the U.S. EPA (2014) , Table ES-2, U.S. HFC emissions from the substitution of ozone depleting substances grew by nearly 41% between 2005 and 2012, and HFCs are the only greenhouse gases that saw total emissions increase between 2011 and 2012. E.U. CO₂-eq emissions of HFCs increased by 298% between 1990 and 2012, and are the only greenhouse gases, measured by CO₂-eq emissions, that have increased every year over that period. According to the Australian Government’s 2011

submission to the UNFCCC, HFC emissions in Australia increased by 578.5% between 1990 and 2011; the only other two greenhouse gas emissions to increase over that period were CO₂ and N₂O, which increased 46.3% and 36.1% respectively. Australian Government (2013) [AUSTRALIA'S SIXTH NATIONAL COMMUNICATION ON CLIMATE CHANGE: A REPORT UNDER THE UNITED NATIONS FRAMEWORK CONVENTION ON CLIMATE CHANGE](#); see also European Environment Agency (2014) [ANNUAL EUROPEAN UNION GREENHOUSE GAS INVENTORY 1990 – 2012 AND INVENTORY REPORT 2014](#), No 9/2014.

¹³ The high growth rates of HFCs have been validated by two atmospheric measurement groups: the [NOAA Earth Systems Research Laboratory](#), and the NASA sponsored [Advanced Global Atmospheric Gases Experiment](#) (AGAGE). AGAGE measurements of HFC-134a concentrations in particular show that atmospheric concentrations have increased by 388-560% between 2000 and 2013. See Montzka, S. A., et al. (2014) [Recent Trends in Global Emissions of Hydrochlorofluorocarbons and Hydrofluorocarbons—Reflecting on the 2007 Adjustment to the Montreal Protocol](#), J. PHYS. CHEM. (ASAP); AGAGE (2014) [HFC-134a](#); and NOAA (2014) [MAUNA LOA, HAWAII, UNITED STATES HFC-134A TIME SERIES](#). Working Group I of the IPCC Fifth Assessment Report relies upon both of these groups to show increasing emissions of synthetic gases. See Hartmann, D.L., et al. (2013) [OBSERVATIONS: ATMOSPHERE AND SURFACE](#), in IPCC (2013) [CLIMATE CHANGE 2013: THE PHYSICAL SCIENCE BASIS](#), Figure 2.4.

¹⁴ Montzka, S. A., et al. (2014) [Recent Trends in Global Emissions of Hydrochlorofluorocarbons and Hydrofluorocarbons—Reflecting on the 2007 Adjustment to the Montreal Protocol](#), J. PHYS. CHEM. (ASAP) 119(19):4439, 4439 (“HFC global emission magnitudes related to this substitution totaled 0.51 (±0.03, +0.04) GtCO₂-eq/y in 2012, a magnitude about two times larger than emissions reported to the United Nations Framework Convention on Climate Change (UNFCCC) for these HFCs. Assuming accurate reporting to the UNFCCC, the results imply that developing countries (non-Annex I Parties) not reporting to the UNFCCC now account for nearly 50% of global HFC emissions used as substitutes for ozone-depleting substances (ODSs). Global HFC emissions (as CO₂-eq) from ODS substitution can be attributed approximately equally to mobile air conditioning, commercial refrigeration, and the sum of all other applications.”).

¹⁵ Velders G. J. M., et al. (2012) [Preserving Montreal Protocol Climate Benefits by Limiting HFCs](#), SCI. 335:922, 922 (“The current contribution to climate forcing of HFCs used as ODS substitutes is about 0.012 W/m² . . . In an upper-range scenario, global radiative forcing from HFCs increases from about 0.012 W/m² in 2010 to 0.25 to 0.40 W/m² in 2050.”).

¹⁶ Xu Y., Zaelke D., Velders G. J. M., & Ramanathan V. (2013) [The role of HFCs in mitigating 21st century climate change](#), ATMOS. CHEM. PHYS. 13:6083-6089; see also Hare B. et al. (2012) [CLOSING THE 2020 EMISSIONS GAP: ISSUES, OPTIONS AND STRATEGIES](#); and Ramanathan V. & Xu Y. (2010) [The Copenhagen Accord for limiting global warming: Criteria, constraints, and available avenues](#), PROC. NAT'L ACAD. SCI. U.S.A. 107(18):8055-8062 (The Ramanathan & Xu study was the first to model the climate benefit of HFC mitigation in combination with SLCPs, CO₂, and other long-lived greenhouse gases.).

¹⁷ Velders G. J. M., et al. (2014) [Growth of climate change commitments from HFC banks and emissions](#), ATMOS. CHEM. PHYS. DISCUSS. 14:4563, 4568 (“The annual HFC emissions in our scenarios reach up to 12% of the upper-range annual CO₂ emissions (RCP8.5) in 2050 and 75% for the CO₂ scenario with strong mitigation (RCP3PD)”); see also UNEP (2011) [HFCs: A CRITICAL LINK IN PROTECTING CLIMATE AND THE OZONE LAYER – A UNEP SYNTHESIS REPORT](#); and Montzka S. A. (2012) [HFCs in the Atmosphere: Concentrations, Emissions, Impacts](#), ASHRAE.

¹⁸ Velders G. J. M., et al. (2014) [Growth of climate change commitments from HFC banks and emissions](#), ATMOS. CHEM. PHYS. DISCUSS. 14:4563, 4568 (“In these scenarios, the HFC bank grows to 39–64 GtCO₂-eq compared with an annual CO₂ emission of 12–74 GtCO₂-eq yr⁻¹ in 2050 (Table 2). So, the estimated HFC bank sizes range from a factor of less than 1 to more than 5 year's worth of CO₂-eq emissions in 2050 for the scenarios compared here.”).

¹⁹ Velders G. J. M., et al. (2014) [Growth of climate change commitments from HFC banks and emissions](#), ATMOS. CHEM. PHYS. DISCUSS. 14:4563, 4568 (“In these scenarios, the HFC bank grows to 39–64 GtCO₂-eq compared with an annual CO₂ emission of 12–74 GtCO₂-eq yr⁻¹ in 2050 (Table 2). So, the estimated HFC bank sizes range from a factor of less than 1 to more than 5 year's worth of CO₂-eq emissions in 2050 for the scenarios compared here.”).

²⁰ Velders G. J. M., et al. (2014) [Growth of climate change commitments from HFC banks and emissions](#), ATMOS. CHEM. PHYS. DISCUSS. 14:4563-4572; and Velders G. J. M., et al. (2012) [Preserving Montreal Protocol Climate Benefits by Limiting HFCs](#), SCI. 335(6071):922, 923 (“Fully saturated HFCs (molecules with only single bonds), used in significant quantities commercially (e.g., HFC-32, -125, -134a, -143a, and -152a), have atmospheric lifetimes that range from 1 to 50 years (9). Their 100-yr GWPs range from 100 to about 4000.... If the current mix of HFCs with an average lifetime of 15 years (average GWP of 1600) were replaced by HFCs with lifetimes less than 1 month (GWP less than ~20), the total HFC radiative-forcing contribution in 2050, even under the high-emission scenario, would be less than the current forcing from HFCs.”).

²¹ Xu Y., Zaelke D., Velders G. J. M., & Ramanathan V. (2013) [The role of HFCs in mitigating 21st century climate change](#), ATMOS. CHEM. PHYS., 13:6083-6089; see also Hare, B. et al. (2013) [CLOSING THE 2020 EMISSIONS GAP: ISSUES, OPTIONS AND STRATEGIES](#).

²² Velders G. J. M., et al. (2014) [Growth of climate change commitments from HFC banks and emissions](#), ATMOS. CHEM. PHYS. DISCUSS. 14:4563, 4563 (“If, for example, HFC production were to be phased out in 2020 instead of 2050, not only could about 91–146GtCO₂-eq of cumulative emission be avoided from 2020 to 2050, but an additional bank of about 39–64 GtCO₂-eq could also be avoided in 2050.”).

²³ Zaelke et al. (2014). Prepared by Dr. D. Fahey based upon UNEP (2012) [THE MONTREAL PROTOCOL AND THE GREEN ECONOMY: ASSESSING THE CONTRIBUTIONS AND CO-BENEFITS OF A MULTILATERAL ENVIRONMENTAL AGREEMENT](#); and Velders G. J. M., et al. (2014) [Growth of climate change commitments from HFC banks and emissions](#), ATMOS. CHEM. PHYS. DISCUSS. 14:4563-457. Internal citations: (1) Velders G. J. M., et al. (2007) [The importance of the Montreal Protocol in protecting climate](#), PROC. NAT'L ACAD. SCI. U.S.A. 104(18):6055-6060.

ACAD. SCI. U.S.A. 104(12):4814-4819; (2) Velders G.J.M. *et al.* (2007) THE IMPORTANCE OF THE MONTREAL PROTOCOL IN PROTECTING CLIMATE, in [THE MONTREAL PROTOCOL, CELEBRATING 20 YEARS OF ENVIRONMENTAL PROGRESS](#) (2007) *ed.* Kaniaru D. (Cameron May, London), UK; (3) UNFCCC (2014) [CDM Insights: Project Activities](#) (data as of 30 April 2014) (The CDM Secretariat projects that 3,790,067,617 CERs are available for all 2540 project activities through the end of the current crediting period; however, based upon past rates of issuance, the Secretariat estimates that only 2,946,111,824 will be issued.); (4) Velders G. J. M. *et al.* (2009) [The large contribution of projected HFC emissions to future climate forcing](#), PROC. NAT'L. ACAD. SCI. U.S.A. 106(27):10949-10954. (Estimates are for direct emissions and do not include indirect benefits from improvements in energy efficiency or other lifecycle emissions reductions.). *See also* World Meteorological Organization and UNEP, [Scientific Assessment of Ozone Depletion: 2014](#) (10 September 2014) (This two-year effort by 280 scientists from 36 countries calculates that the success of the Montreal Protocol has put the stratospheric ozone layer on the path to recovery in the next few decades; that it also has provided climate mitigation of “about 10 gigatonnes of avoided CO₂-equivalent emissions per year, which is about five times larger than the annual emissions reduction target for the first commitment period (2008–2012) of the Kyoto Protocol”; and that the high growth rate of HFCs threatens to cancel the treaty’s past climate mitigation.)

²⁴ Xu Y., Zaelke D., Velders G. J. M., & Ramanathan V. (2013) [The role of HFCs in mitigating 21st century climate change](#), ATMOS. CHEM. PHYS. 13:6083-6089.

²⁵ Xu Y., Zaelke D., Velders G. J. M., & Ramanathan V. (2013) [The role of HFCs in mitigating 21st century climate change](#), ATMOS. CHEM. PHYS. 13:6083, 6087 (“Given the limited knowledge regarding climate sensitivity (0.5 to 1.2°C/(W/m²)), the absolute value of projected temperature at the end of 21st century is also uncertain (vertical bars in Fig. 3), but the relative contribution of HFC to reducing the warming is still significant and less subject to such uncertainty.”).

²⁶ Hu A., *et al.* (2013) [Mitigation of short-lived climate pollutants slows sea-level rise](#), NATURE CLIMATE CHANGE 3(8):730-734, 732.

²⁷ Hu A., *et al.* (2013) [Mitigation of short-lived climate pollutants slows sea-level rise](#), NATURE CLIMATE CHANGE 3(8):730-734, 732.

²⁸ The SLCP percentages are derived from Fig. 2C in Hu, *et al.*, (2013) [Mitigation of short-lived climate pollutants slows sea-level rise](#), NATURE CLIMATE CHANGE 3(8):730-734; *see also* IGSD Press Release (14 April 2013), [Reducing Air Pollution, Chemical Coolants Can Quickly Cut Sea-Level Rise](#), and [accompanying summary](#) of Hu, *et al.*’s study.

²⁹ De Larminat P. (2013) [Development of Climate Friendly Alternatives for Chillers](#) (presentation at Bangkok Technology Conference, 29 June 2013) (“In practice, the share of indirect emissions is around 90/95% of total emissions. Can range from 70% to more than 98% depending on the application.”).

³⁰ Speech, Shende R. [2009 U.S.EPA’s Stratospheric Ozone Protection and Climate Protection Awards](#) (21 April 2009) (“Humanity has already benefited by about 60% improvement in energy efficiency in domestic refrigerators since the industry started looking at their design in order to change from CFC-12.”); and U.S. E.P.A. (2002) [BUILDING OWNERS SAVE MONEY, SAVE THE EARTH: REPLACE YOUR CFC AIR-CONDITIONING CHILLER](#), 6-7 (“The most energy-efficient new chillers will reduce electric generation and associated greenhouse gas emissions by up to 50% or more compared to the CFC chillers they replace.”).

³¹ U.S. EPA (2002) [BUILDING OWNERS SAVE MONEY, SAVE THE EARTH: REPLACE YOUR CFC AIR CONDITIONING CHILLER](#), 2 (“Building owners around the world have saved millions of dollars in electricity bills by upgrading air conditioning chiller installations and through concurrent investments to reduce building cooling load. Today’s chillers use about one-third or less electricity compared to those produced just two decades ago. Building owners can typically pay back the investment cost of replacing an old CFC chiller in five years or less in virtually all locations that cool for more than three months a year.”); and Todesco G. (2005) [CHILLERS + LIGHTING + TES: WHY CFC CHILLER REPLACEMENT CAN BE ENERGY-SAVINGS WINDFALL](#), ASHRAE JOURNAL 47(3):18, 18 (“These CFC chillers serve an estimated 3.4 billion to 4.7 billion ft² (315 million to 440 million m²) of commercial floor space with a total electricity consumption of 49,000 to 66,000 GWh/year, and an annual electricity operating cost of \$3.4 billion to \$4.8 billion. In addition, the cooling and lighting loads in these buildings contribute an estimated 3,600 to 9,200 MW to the summer peak demand of North American utilities. The electricity consumption and peak electrical demand can be reduced significantly by replacing the remaining CFC chillers with new efficient plants. The performance of chillers has improved significantly in the last 12 years compared to chillers manufactured in the 1970s and 1980s.”).

³² Press Release, York International, [Taking the bite out of CFC replacement by improving air conditioning efficiency](#) (14 February 1996) (“Now that production of chlorofluorocarbons (CFCs) has ended, the majority of commercial and institutional building owners and industrial plant managers have a chance to turn adversity into opportunity. That’s the premise of a white paper being offered by York International Corp., a major manufacturer of chillers -- the large refrigeration machines at the heart of most large-building air-conditioning systems. While there’s no escaping eventual replacement or conversion of the 60,000 or more air-conditioning systems in the U.S. that use CFCs as refrigerants, the good news, according to York International, is that the energy efficiency of these systems can be dramatically improved with new technology, meaning quicker paybacks and long-term cost savings. The savings, in fact, have been calculated to range between \$200,000 and \$2 million, depending on local weather conditions, over a 25-year operating life.”).

³³ U.S. EPA (2002) [BUILDING OWNERS SAVE MONEY, SAVE THE EARTH: REPLACE YOUR CFC AIR CONDITIONING CHILLER](#), 7.

³⁴ GEF (2009) [CHILLER ENERGY EFFICIENCY PROJECT](#), 4 (“Given chillers normally consume more than 30% of the total energy consumption in large commercial buildings and industrial establishments, implementation of this project would support India’s efforts in reaching its goal and also in raising awareness of the potential energy savings in large energy consumers.”).

- ³⁵ UNEP & CCAC (2014) [LOW-GWP ALTERNATIVES IN COMMERCIAL REFRIGERATION: PROPANE, CO₂ AND HFO CASE STUDIES](#), 30 (For example, in one of the case studies, “it is projected that the carbon footprint of the store will be reduced by 85% relative to a baseline store. Of the 85% reduction, 58% is attributable to reduced energy use while the remaining 27% is attributable to the direct emissions avoided by using propane as the refrigerant.”). Similar energy efficiency gains have been achieved in Japan. ATMOSPHERE (2014) [ATMOSPHERE ASIA 2014 SUMMARY REPORT](#).
- ³⁶ Consumer Goods Forum (2009) [SUCCESS STORIES ABOUT HFC-FREE REFRIGERATION AND ENERGY EFFICIENCY: BARRIERS AND SOLUTIONS](#), 7.
- ³⁷ Consumer Goods Forum (2009) [SUCCESS STORIES ABOUT HFC-FREE REFRIGERATION AND ENERGY EFFICIENCY: BARRIERS AND SOLUTIONS](#), 7.
- ³⁸ Shah, N., *et al.* (ver. July 2015) BENEFITS OF LEAPFROGGING TO SUPEREFFICIENCY AND LOW GLOBAL WARMING POTENTIAL REFRIGERANTS IN AIR CONDITIONING, 28.
- ³⁹ Shah, N., *et al.* (2015) BENEFITS OF LEAPFROGGING TO SUPEREFFICIENCY AND LOW GLOBAL WARMING POTENTIAL REFRIGERANTS IN AIR CONDITIONING, 26 (“The world air conditioner market is growing fast with increasing urbanization, electrification, and rising incomes in many developing economies. We estimate an additional 700 million units will be added to the global AC stock by 2030. This growth will have a large-scale impact on electricity generation capacity and peak load particularly in economies with hot climates.”).
- ⁴⁰ Shah, N., *et al.* (ver. July 2015) BENEFITS OF LEAPFROGGING TO SUPEREFFICIENCY AND LOW GLOBAL WARMING POTENTIAL REFRIGERANTS IN AIR CONDITIONING, 26; *See also* Natural Resources Defense Council (2012) [Bhaskar Deol Guest Blog: Reducing Delhi's Power Crunch Through Appliance Efficiency](#) (“Two recent studies, one by Maharashtra Electricity Regulatory Commission (MERC), and another by India's Bureau of Energy Efficiency (BEE), show that AC power demand forms a lion's share of peak demand in Indian cities. The MERC study pegs power demand from ACs at 40% of the total demand for the city of Mumbai in a peak summer month and the BEE study estimates that a staggering 60% of peak demand is used up by air-conditioners.”); *and* THE ECONOMIC TIMES, [Air Conditioner Sales Soar up to 30 percent](#) (4 June 2013) (“The sizzling summer may have made consumers bear the brunt of heat but air conditioner makers are laughing all the way to the bank with sales soaring by up to 30 per cent this season.”).
- ⁴¹ Phadke A., Adhyankar N., Shah N. (2014) [AVOIDING 100 NEW POWER PLANTS BY INCREASING EFFICIENCY OF ROOM AIR CONDITIONERS IN INDIA: OPPORTUNITIES AND CHALLENGES](#), Lawrence Berkeley National Laboratory, at 16-17, Table 4 (“We estimate that about 30% of the urban households are likely to own a room air conditioner by 2020 and about 73% are likely to own a room air conditioner by 2030.”).
- ⁴² Shah, N., *et al.* (ver. July 2015) BENEFITS OF LEAPFROGGING TO SUPEREFFICIENCY AND LOW GLOBAL WARMING POTENTIAL REFRIGERANTS IN AIR CONDITIONING, 28 (“For example, air conditioning represents about 30% of current and forecasted summer load in warm climates such as California, about 40-60% of the total summer load on typical summer days in metropolitan areas in hot climates like Delhi, India compared to typical winter days and can even triple summer load in very hot areas such as New South Wales, Australia.”).
- ⁴³ Shah, N., *et al.* (2015) [BENEFITS OF LEAPFROGGING TO SUPEREFFICIENCY AND LOW GLOBAL WARMING POTENTIAL REFRIGERANTS IN AIR CONDITIONING](#), Draft Executive Summary.
- ⁴⁴ Shah, N., *et al.* (2015) [BENEFITS OF LEAPFROGGING TO SUPEREFFICIENCY AND LOW GLOBAL WARMING POTENTIAL REFRIGERANTS IN AIR CONDITIONING](#), Draft Executive Summary.
- ⁴⁵ Shah, N., *et al.* (2015) BENEFITS OF LEAPFROGGING TO SUPEREFFICIENCY AND LOW GLOBAL WARMING POTENTIAL REFRIGERANTS IN AIR CONDITIONING, 26 (“...estimated peak load reduction from efficiency improvement and refrigerant transition in China and India are 132-310GW and 28-66GW in 2030 respectively. This is equivalent to avoiding building 260-620 medium-sized 500MW peak power plants in China and 56-130 medium-sized 500MW peak power plants in India respectively. This scale is comparable to India's renewable energy capacity targets of 100GW of solar and 75GW of wind energy generation capacity.”). *See also* Phadke A., Adhyankar N., Shah N., [AVOIDING 100 NEW POWER PLANTS BY INCREASING EFFICIENCY OF ROOM AIR CONDITIONERS IN INDIA: OPPORTUNITIES AND CHALLENGES](#), Lawrence Berkeley National Laboratory, 1 (“The total potential energy savings from Room AC efficiency improvement in India using the best available technology will reach over 118 TWh in 2030; potential peak demand saving is found to be 60 GW by 2030. This is equivalent to avoiding 120 new coal fired power plants of 500 MW each.”); *see also* White House Office of the Press Secretary, [Fact Sheet: The United States and India – Strategic and Global Partners](#) (27 September 2013) (“Demand for space cooling – primarily for air conditioners – constitutes a large portion of peak electricity demand in India. Air conditioners could add as much as 140 GW to peak load by 2030 and management of the peak contribution is critical for maintaining supply security and avoiding load shedding. The new U.S.-India Collaboration on Smart and Efficient Air Conditioning and Space Cooling is intended to advance policies and innovation to drive mass deployment and rapid uptake of high-efficiency cooling equipment and technologies to capture significant energy savings, potentially avoiding the need to build as many as 120 large power plants.”).
- ⁴⁶ Shah N., *et al.* (2013) [COOLING THE PLANET: OPPORTUNITIES FOR DEPLOYMENT OF SUPER-EFFICIENT ROOM AIR CONDITIONERS](#), Lawrence Berkeley National Laboratory, 69 (“As shown above in figure 4-5, for most economies ESEERs (European Seasonal Energy Efficiency Ratio) of over 6 W/W are attainable at costs (to the consumer) of conserved electricity between 5 and 15 cents per kWh. In economies with a higher cost of capital (i.e. discount/interest rates) such as Brazil, or low hours of use such as Mexico or China, higher efficiency ACs carry a larger cost of conserved electricity, when compared to India or UAE. For countries such

as Japan where ACs are used for both heating and cooling, and India or UAE, where ACs are used for many hours annually, very high ESEERs are attainable at low cost per unit of electricity saved.”).

⁴⁷ Shah, N., *et al.* (ver. July 2015) *BENEFITS OF LEAPFROGGING TO SUPEREFFICIENCY AND LOW GLOBAL WARMING POTENTIAL REFRIGERANTS IN AIR CONDITIONING*, 27.

⁴⁸ Carvalho S., *et al.* (2014) [ALTERNATIVES TO HIGH-GWP HYDROFLUOROCARBONS](#); UNEP (2011) [HFCs: A CRITICAL LINK IN PROTECTING CLIMATE AND THE OZONE LAYER – A UNEP SYNTHESIS REPORT](#); and Montreal Protocol Technology and Economic Assessment Panel (2009) [Task Force Decision XX/8 Report: Assessment of Alternatives to HCFCs and HFCs and Update of the TEAP 2005 Supplement Report Data](#); Montreal Protocol Technology and Economic Assessment Panel (2010) [TEAP 2010 PROGRESS REPORT, VOL. I](#), 27–33.

⁴⁹ Montreal Protocol Technology and Economic Assessment Panel (2010) [TEAP 2010 PROGRESS REPORT, VOL. I](#), 3.

⁵⁰ Myhre G., *et al.* (2013) [CHAPTER 8: ANTHROPOGENIC AND NATURAL RADIATIVE FORCING](#), in IPCC (2013) [CLIMATE CHANGE 2013: THE PHYSICAL SCIENCE BASIS](#), Working Group I Contribution to the Fifth Assessment Report of the Intergovernmental Panel on Climate Change.

⁵¹ Shah, N., *et al.* (ver. July 2015) *BENEFITS OF LEAPFROGGING TO SUPEREFFICIENCY AND LOW GLOBAL WARMING POTENTIAL REFRIGERANTS IN AIR CONDITIONING*, 10 (Table 3 “Status of development of alternative refrigerants in various sectors”).

⁵² Montreal Protocol Technology and Economic Assessment Panel (2010) [TEAP 2010 PROGRESS REPORT, VOL. I](#), 4 (“Choosing the lowest GWP substance in the technology replacing HCFCs may not always be the optimum approach because the GHG emissions from product manufacturing and product energy use often dominate the life-cycle carbon footprint.”).

⁵³ Montreal Protocol Technology and Economic Assessment Panel (1999) [THE IMPLICATIONS TO THE MONTREAL PROTOCOL OF THE INCLUSION OF HFCs AND PFCs IN THE KYOTO PROTOCOL](#), 11.

⁵⁴ U.S. EPA (2013) [BENEFITS OF ADDRESSING HFCs UNDER THE MONTREAL PROTOCOL](#), Tables 4-6; *see also* Climate and Clean Air Coalition to Reduce Short-lived Climate Pollutants (CCAC) (2014) [LOW-GWP ALTERNATIVES IN COMMERCIAL REFRIGERATION: PROPANE, CO₂, AND HFO CASE STUDIES](#), 5 (“Research was conducted to generate a list of potential case studies for consideration taking into account all of the currently available zero- and low-GWP refrigerants in commercial refrigeration applications, including “natural” refrigerants, such as hydrocarbons, carbon dioxide (CO₂), and ammonia, as well as the other major category of alternatives comprising man-made chemicals such as the unsaturated HFCs known as hydrofluoroolefins (HFOs). HFOs are a new class of unsaturated HFC refrigerants which have lower GWPs and shorter atmospheric lifetimes when compared to other HFCs.”).

⁵⁵ Myhre G., *et al.* (2013) [CHAPTER 8: ANTHROPOGENIC AND NATURAL RADIATIVE FORCING](#), in IPCC (2013) [CLIMATE CHANGE 2013: THE PHYSICAL SCIENCE BASIS](#), Working Group I Contribution to the Fifth Assessment Report of the Intergovernmental Panel on Climate Change, Table 8.A.1. *See also* Hodnebrog O. *et al.* (2013) [Global warming potentials and radiative efficiencies of halocarbons and related compounds: A comprehensive review](#), REV. GEOPHYS., 333 (calculating that HFO-1234yf and HFO-1234ze have a lifespan of 0.02 years and a GWP of less than 1).

⁵⁶ Myhre G., *et al.* (2013) [CHAPTER 8: ANTHROPOGENIC AND NATURAL RADIATIVE FORCING](#), in IPCC (2013) [CLIMATE CHANGE 2013: THE PHYSICAL SCIENCE BASIS](#), Working Group I Contribution to the Fifth Assessment Report of the Intergovernmental Panel on Climate Change, Table 8.A.1. R-32 systems require one-third less refrigerant charge for equivalent capacity, and achieve higher energy efficiency than the higher-GWP HFCs or hydrocarbons in room air conditioners at high ambient temperatures. *See* Yajima R., *et al.* (2000) [R32 As a Solution for Energy Conservation and Low Emission](#), INTERNATIONAL REFRIGERATION AND AIR CONDITIONING CONFERENCE Paper, 509 (“By adoption of smaller diameter tubes for heat exchangers, with R32 the refrigerant charge amount can be reduced to 57% of that of R22 mother unit and with R410A to 62%. As for the heat exchanger performance, both the condensing and cooling heat-exchanging capacity increase and the COP [Coefficient of Performance] improves by adoption of smaller diameter tubes. ...We can reduce TEWI [Total Environmental Warming Impact] by 18% in comparison with R410A. The direct warming impact decreases down to 7% of TEWI in case of R32.”) and Hideki Tsujii and Hiroyuki Imada (2013) [SYSTEM DROP-IN TEST OF REFRIGERANT R-32 IN A VRF MULTI-SPLIT HEAT PUMP](#) (“R32 makes performance higher with 83% of R410A charge in case of using the existing R410A system.... R32 contributes to improvement in both capacity and EER [Energy Efficiency Ratio]/COP.”)

⁵⁷ Velders G. J. M., *et al.* (2009) [The large contribution of projected HFC emissions to future climate forcing](#), PROC. NAT’L. ACAD. SCI. U.S.A. 106:10949-10954, 2. *See also* Andersen S. O., Halberstadt M., & Borgford-Parnell N. (2013) [Stratospheric ozone, global warming, and the principle of unintended consequences—An ongoing science and policy success story](#), J. OF THE AIR & WASTE MNGMT ASSN 63(6):607-647; and Montreal Protocol Technology and Economic Assessment Panel (2013) [TEAP 2010 PROGRESS REPORT, VOL. I](#), 50-51.

⁵⁸ Institute for Governance & Sustainable Development, National Resource Defense Council, & Council on Energy, Environment & Water (March 2014) [Maximizing energy efficiency gains when transitioning to new MAC refrigerants: Global automakers moving to HFO-1234yf, except some German automakers waiting for CO₂ systems](#).

⁵⁹ Institute for Governance & Sustainable Development, National Resource Defense Council, & Council on Energy, Environment & Water (March 2014) [Maximizing energy efficiency gains when transitioning to new MAC refrigerants: Global automakers moving to HFO-1234yf, except some German automakers waiting for CO₂ systems](#).

⁶⁰ Montreal Protocol Technology and Economic Assessment Panel (May 2013) [TEAP 2013 PROGRESS REPORT](#) VOLUME I, 51.

- ⁶¹ U.S. E.P.A. (2013) [BENEFITS OF ADDRESSING HFCs UNDER THE MONTREAL PROTOCOL](#), 19 (“In 2011, approximately 16% of new refrigerated truck and trailer systems sold in Norway were equipped with cryogenic refrigeration systems. One of Norway’s largest food distributors has committed to making cryogenic system-equipped vehicles the standard for all of their future purchases. In addition, a major manufacturer of cryogenic systems has partnered with one of Norway’s largest refrigerant suppliers to provide CO₂ filling stations across the country. Cryogenic systems are currently used in other European countries (e.g., Sweden, Denmark, Finland, France, the Netherlands, and Germany), and are being piloted in the United States.”).
- ⁶² UNEP (2011) [HFCs: A CRITICAL LINK IN PROTECTING CLIMATE AND THE OZONE LAYER – A UNEP SYNTHESIS REPORT](#) citing Montreal Protocol Technology and Economic Assessment Panel (2011) [REPORT OF THE REFRIGERATION, AIR CONDITIONING AND HEAT PUMP TECHNICAL OPTIONS COMMITTEE: 2010 ASSESSMENT](#).
- ⁶³ Rajadhyaksha D. (2013) [Development and Handling of Hydrocarbon Air-Conditioners – The Godrej Experience](#) (Godrej & Boyce Mfg. Co. Ltd presentation at Bangkok Technology Conference, 29 June 2013).
- ⁶⁴ White Paper, Morey Publishing (2015) [HYDROCARBONS: THE QUEST FOR A GREEN SOLUTION TO THE CHANGING FUTURE OF REFRIGERATION AND AIR-CONDITIONING](#), 10.
- ⁶⁵ Rajadhyaksha D. (2013) [Development and Handling of Hydrocarbon Air-Conditioners – The Godrej Experience](#) (Godrej & Boyce Mfg. Co. Ltd presentation at Bangkok Technology Conference, 29 June 2013); *see also* Press Release, Godrej Appliances [Godrej Appliances Raises the Bar for Energy Efficient Products in India](#) (20 March 2012); and Press Release, Godrej Appliances [Godrej Appliances Starts a Global Revolution with Its Green Air Conditioners](#) (3 April 2012).
- ⁶⁶ Montreal Protocol Technology and Economic Assessment Panel (2013) [TEAP 2013 PROGRESS REPORT, VOL. I](#), 49; *see also* Stanga M. (2013) [Update on R32 Air-conditioning and Heat Pump Manufacturing and Sales](#) (Daikin Industries, Ltd. presentation at Bangkok Technology Conference, 29 June 2013).
- ⁶⁷ Montreal Protocol Technology and Economic Assessment Panel (2013) [TEAP 2013 PROGRESS REPORT, VOL. I](#), 49.
- ⁶⁸ UNEP (2011) [HFCs: A CRITICAL LINK IN PROTECTING CLIMATE AND THE OZONE LAYER – A UNEP SYNTHESIS REPORT](#), 29.
- ⁶⁹ UNEP (2011) [HFCs: A CRITICAL LINK IN PROTECTING CLIMATE AND THE OZONE LAYER – A UNEP SYNTHESIS REPORT](#), 29.
- ⁷⁰ Myhre G., *et al.* (2013) [CHAPTER 8: ANTHROPOGENIC AND NATURAL RADIATIVE FORCING](#), in IPCC (2013) [CLIMATE CHANGE 2013: THE PHYSICAL SCIENCE BASIS](#), Working Group I Contribution to the Fifth Assessment Report of the Intergovernmental Panel on Climate Change, Table 8.A.1; *see also* Hodnebrog O., *et al.* (2013) [Global warming potentials and radiative efficiencies of halocarbons and related compounds: A comprehensive review](#), REV. GEOPHYS. 51(2):300-378, Table 5.
- ⁷¹ Honeywell (2013) [Honeywell Solstice Liquid Blowing Agent](#) (“Performance: Up to 10-12% better than hydrocarbon (Cyclopentane); 2% better than HFC-245fa. We expect even more as formulations are fine-tuned.”); *see also* Press Release, Whirlpool Corporation, [Whirlpool Corporation Partners with Honeywell, Announces Use of Next Generation Solstice® Liquid Blowing Agent in U.S. Refrigerators](#) (22 January 2014) (“The global warming potential (GWP) of the new foam blowing agent is 99.9% lower than 245fa the most common foam blowing agent widely used within the U.S. industry, resulting in a more environmentally-responsible household refrigerator.”); and Arkema (2013) [Forane 1233zd Blowing Agent: Technical Profile](#).
- ⁷² UNEP (2011) [HFCs: A CRITICAL LINK IN PROTECTING CLIMATE AND THE OZONE LAYER – A UNEP SYNTHESIS REPORT](#), 29.
- ⁷³ Schwarz W., *et al.* (September 2011), [PREPARATORY STUDY FOR A REVIEW OF REGULATION \(EC\) NO 842/2006 ON CERTAIN FLUORINATED GREENHOUSE GASES, FINAL REPORT](#), Annex IV: Global Data/Input Sheets; *see also* Zeiger B., *et al.* (2014) [ALTERNATIVES TO HCFCs/HFCs IN DEVELOPING COUNTRIES WITH A FOCUS ON HIGH AMBIENT TEMPERATURES](#).
- ⁷⁴ Schwarz W., *et al.* (September 2011), [PREPARATORY STUDY FOR A REVIEW OF REGULATION \(EC\) NO 842/2006 ON CERTAIN FLUORINATED GREENHOUSE GASES, FINAL REPORT](#), Annex IV: Global Data/Input Sheets.
- ⁷⁵ Schwarz W. *et al.* (September 2011), [PREPARATORY STUDY FOR A REVIEW OF REGULATION \(EC\) NO 842/2006 ON CERTAIN FLUORINATED GREENHOUSE GASES, FINAL REPORT](#), Annex VI Abatement technologies by sectors; *see also* Zeiger B., *et al.* (2014) [ALTERNATIVES TO HCFCs/HFCs IN DEVELOPING COUNTRIES WITH A FOCUS ON HIGH AMBIENT TEMPERATURES](#) (“An analysis by sectors shows that a climate-friendly replacement for the current and future of HCFCs and high GWP HFCs is possible in most applications: • 55% of HCFCs can be replaced by natural refrigerants and foam blowing agents and additional 13% by unsaturated HFCs (i.e. HFOs) in the short term. • 22% of HCFCs can be replaced in the short term by HFCs with moderate GWP and by HFCHFO blends in the medium term. • Alternatives for the remainder are not yet available at the same efficiency level and at feasible cost. Here, low GWP solutions are expected by 2025.”)
- ⁷⁶ UNEP (2011) [HFCs: A CRITICAL LINK IN PROTECTING CLIMATE AND THE OZONE LAYER – A UNEP SYNTHESIS REPORT](#) citing Montreal Protocol Technology and Economic Assessment Panel (2011) [REPORT OF THE REFRIGERATION, AIR CONDITIONING AND HEAT PUMP TECHNICAL OPTIONS COMMITTEE: 2010 ASSESSMENT](#).
- ⁷⁷ Rajadhyaksha D. (2013) [Development and Handling of Hydrocarbon Air-Conditioners – The Godrej Experience](#) (Godrej & Boyce Mfg. Co. Ltd presentation at Bangkok Technology Conference, 29 June 2013); *see also* Press Release, Godrej Appliances, [Godrej Appliances Raises the Bar for Energy Efficient Products in India](#) (20 March 2012); Press Release, Godrej Appliances, [Godrej Appliances Starts a Global Revolution with Its Green Air Conditioners](#) (3 April 2012); and Press Release, Indian Bureau of Energy Efficiency, [Energy Performance Standards for Air Conditioners Comprehensively Upgraded in India](#) (2 May 2012).

- ⁷⁸ Chin L. (2013) [*Recent Developments in Low GWP Refrigerants for Air Conditioning and Refrigeration Applications*](#) (Honeywell presentation at Bangkok Technology Conference, 29 June 2013).
- ⁷⁹ Stanga M. (2013) [*Update on R32 Air-conditioning and Heat Pump Manufacturing and Sales -Progress Since Last OEWG in Bangkok 2012*](#) (Daikin Industries, Ltd presentation at Bangkok Technology Conference, 29 June 2013).
- ⁸⁰ U.S. EPA (2013) [*BENEFITS OF ADDRESSING HFCs UNDER THE MONTREAL PROTOCOL*](#), 20-21; *see also* CCAC (2014) [*LOW-GWP ALTERNATIVES IN COMMERCIAL REFRIGERATION: PROPANE, CO₂, AND HFO CASE STUDIES*](#).
- ⁸¹ U.S. EPA (2013) [*BENEFITS OF ADDRESSING HFCs UNDER THE MONTREAL PROTOCOL*](#), 20-21; *see also* CCAC (2014) [*LOW-GWP ALTERNATIVES IN COMMERCIAL REFRIGERATION: PROPANE, CO₂, AND HFO CASE STUDIES*](#).
- ⁸² UNEP (2015) [*DISTRICT ENERGY IN CITIES: UNLOCKING THE POTENTIAL OF ENERGY EFFICIENCY AND RENEWABLE ENERGY*](#), 11 (“The development of modern (i.e., energy-efficient and climate-resilient) and affordable district energy systems in cities is one of the least-cost and most-efficient solutions for reducing greenhouse gas emissions and primary energy demand. A transition to such systems, combined with energy efficiency measures, could contribute as much as 58 per cent of the carbon dioxide (CO₂) emission reductions required in the energy sector by 2050 to keep global temperature rise to within 2–3 degrees Celsius.... District energy is a proven energy solution that has been deployed for many years in a growing number of cities worldwide. In several European cities, such as Copenhagen (Denmark), Helsinki (Finland) and Vilnius (Lithuania), nearly all of the required heating and cooling is supplied via district networks. The largest district cooling capacity is in the United States, at 16 gigawatts-thermal (GWth), followed by the United Arab Emirates (10 GWth) and Japan (4 GWth).”).
- ⁸³ Yabase H. (2013) [*District Cooling-Experience and Opportunities in case of Absorption Chiller*](#) (Kawasaki Thermal Engineering Co., Ltd presentation at Bangkok Technology Conference, 29 June 2013).
- ⁸⁴ U.S. EPA (2013) [*BENEFITS OF ADDRESSING HFCs UNDER THE MONTREAL PROTOCOL*](#), 20-21; *see also* Climate and Clean Air Coalition (CCAC) to Reduce Short-lived Climate Pollutants (2014) [*LOW-GWP ALTERNATIVES IN COMMERCIAL REFRIGERATION: PROPANE, CO₂, AND HFO CASE STUDIES*](#); Council on Energy, Environment & Water, Institute for Governance & Sustainable Development, Natural Resources Defense Council, and The Energy and Resources Institute (TERI), in cooperation with the Confederation of Indian Industry (2013) [*COOLING INDIA WITH LESS WARMING: THE BUSINESS CASE FOR PHASING DOWN HFCs IN ROOM AND VEHICLE AIR CONDITIONERS*](#); Andersen S. O., Baker J. A., Craig T., and Kapoor S. H. (2014) [*The New Business Case for Secondary Loop Mobile A/C Systems \(SL-MACs\)*](#), ATA ITALIAN TECHNICAL MAGAZINE. 67:17-29; and Myhre G., *et al.* (2013) [*CHAPTER 8: ANTHROPOGENIC AND NATURAL RADIATIVE FORCING*](#), in IPCC (2013) [*CLIMATE CHANGE 2013: THE PHYSICAL SCIENCE BASIS*](#), Working Group I Contribution to the Fifth Assessment Report of the Intergovernmental Panel on Climate Change.
- ⁸⁵ U.S. EPA (2014) [*Global Warming Potentials and Ozone Depletion Potentials of Some Ozone-Depleting Substances and Alternatives Listed by the SNAP Program*](#).
- ⁸⁶ Myhre G., *et al.* (2013) [*CHAPTER 8: ANTHROPOGENIC AND NATURAL RADIATIVE FORCING*](#), in IPCC (2013) [*CLIMATE CHANGE 2013: THE PHYSICAL SCIENCE BASIS*](#), Working Group I Contribution to the Fifth Assessment Report of the Intergovernmental Panel on Climate Change, Table 8.A.1.
- ⁸⁷ Myhre G., *et al.* (2013) [*CHAPTER 8: ANTHROPOGENIC AND NATURAL RADIATIVE FORCING*](#), in IPCC (2013) [*CLIMATE CHANGE 2013: THE PHYSICAL SCIENCE BASIS*](#), Working Group I Contribution to the Fifth Assessment Report of the Intergovernmental Panel on Climate Change, Table 8.A.1; and Arkema (2013) [*Forane 1233zd, a Low Global Warming Potential Blowing Agent for Polyurethane Applications*](#) (presentation at the 4th Ozone2Climate Technology Roadshow and Industry Roundtable, 6-9 November 2013).
- ⁸⁸ Carvalho S., *et al.* (2014) [*ALTERNATIVES TO HIGH-GWP HYDROFLUOROCARBONS*](#), 38.
- ⁸⁹ Shah, N., *et al.* (2015) [*BENEFITS OF LEAPFROGGING TO SUPEREFFICIENCY AND LOW GLOBAL WARMING POTENTIAL REFRIGERANTS IN AIR CONDITIONING*](#), 26 (Table 9 “Relative contribution to overall GHG benefits from efficiency versus refrigerant transition”).
- ⁹⁰ Zeiger B., *et al.* (2014) [*ALTERNATIVES TO HCFCs/HFCs IN DEVELOPING COUNTRIES WITH A FOCUS ON HIGH AMBIENT TEMPERATURES*](#) (“An analysis by sectors shows that a climate-friendly replacement for the current and future of HCFCs and high GWP HFCs is possible in most applications: • 55% of HCFCs can be replaced by natural refrigerants and foam blowing agents and additional 13% by unsaturated HFCs (i.e. HFOs) in the short term. • 22% of HCFCs can be replaced in the short term by HFCs with moderate GWP and by HFCHFO blends in the medium term. • Alternatives for the remainder are not yet available at the same efficiency level and at feasible cost. Here, low GWP solutions are expected by 2025.”)
- ⁹¹ Zeiger B., *et al.* (2014) [*ALTERNATIVES TO HCFCs/HFCs IN DEVELOPING COUNTRIES WITH A FOCUS ON HIGH AMBIENT TEMPERATURES*](#).

- ⁹² See, e.g., [Davos 2014: Achim Steiner Insider Diary](#) (25 January 2014) Guardian Sustainable Business Blog (statement by UN Under-Secretary General and Executive Director of the UN Environment Programme Achim Steiner: “Next came ‘short-lived climate pollutants’ - part of this years’ Davos focus on climate change. After working in UNEP for five years to mature cutting edge science into options for action, one of those Davos moments happened. Major business leaders and public officials agreed to join hands in moving on HFCs, methane and black carbon, which drive global warming but also affect our health and economies. Its like teeth wheels clicking into place - you know you have changed gears.”).
- ⁹³ Consumer Goods Forum (2013) [BETTER LIVES THROUGH BETTER BUSINESS](#); and Press Release, Consumer Goods Forum, [3rd Refrigeration Summit Warms Retailers to Uptake of Natural Refrigeration Systems](#) (5 June 2013) (“Reducing the use of HFC refrigerants is high on the CGF sustainability agenda due to their impact on global warming.”).
- ⁹⁴ Air-Conditioning, Heating, and Refrigeration Institute [AHRI Responds to President Obama’s Climate Change Plan](#) (2 July 2013) (“AHRI supports the continued efforts by the United States and its North American partners to engage in discussions at the Montreal Protocol, especially the North American amendment regarding the future of HFCs...”).
- ⁹⁵ European Fluorocarbon Technical Committee [EFTC] (2012) [HFC Producers Support Action Under the Montreal Protocol for a Consumption Cap and Reduction of HFCs](#) (31 Oct. 2012) (“[EFTC] would like to take the opportunity to encourage Parties to the Montreal Protocol to move forward with a constructive dialogue to achieve an agreement for a global cap and reduction for HFC consumption on a GWP-weighted basis.”) The members of the EFTC are Mexichem Flour, Arkema, DuPont, Solvay Fluor, and Honeywell Fluorine Products. It is a sector group of The European Chemical Industry Council.
- ⁹⁶ Refrigerants, Naturally! [Refrigerants, Naturally! Calls for An Immediate HFC-Phasedown Under the Montreal Protocol](#) (June 2013) (Refrigerants, Naturally! members, including PepsiCo, Red Bull, Coca-Cola, and Unilever, “support the proposed amendments to include HFCs in the Montreal Protocol in cooperation with the UNFCCC. An international agreement to bring HFCs into the regulatory regime of the Montreal Protocol would be an important step towards a phase-down and eventual phase-out of these substances.”).
- ⁹⁷ The Alliance for Responsible Atmospheric Policy (2011) [INDUSTRY ACTIONS TO RESPONSIBLY MEET SOCIETY’S NEEDS: REFRIGERATION, AIR CONDITIONING, THERMAL INSULATION AND OTHER APPLICATIONS](#) (“The Alliance for Responsible Atmospheric Policy (Alliance) supports a planned, orderly global phasedown of substances with high global warming potentials (GWPs), improved application energy efficiency, leakage reduction, and recovery/reuse or destruction at application end-of-life.”).
- ⁹⁸ Press Release, White House [FACT SHEET: Obama Administration Partners with Private Sector on New Commitments to Slash Emissions of Potent Greenhouse Gases and Catalyze Global HFC Phase Down](#), (16 September 2014). The companies and organizations that pledged HFC reductions include: The Alliance for Responsible Atmospheric Policy, Air Conditioning Heating & Refrigeration Institute, Arkema, Coca-Cola, Carrier, Danfoss, DuPont, Emerson Climate Technologies, Goodman Manufacturing Company, Hillphoenix, Honeywell, Johnson Controls, Kroger, Lapolla, Los Angeles Department of Water and Power (LADWP), Mission Pharmacal, PepsiCo, Red Bull, SEVO Systems, Target, Thermo King, & True Manufacturing.
- ⁹⁹ DuPont [DuPont Position Statement on Montreal Protocol](#) (10 June 2013) (“...DuPont is now engaged in advocacy work to add hydrofluorocarbons (HFCs) to the Montreal Protocol.”).
- ¹⁰⁰ DuPont [Opteon Refrigerant Has Low GWP](#); (2013); see also Press Release, Honeywell (29 March 2007) [DuPont, Honeywell Announce Refrigerants Global Joint Venture Agreement](#) (29 March 2007) (“DuPont and Honeywell today announced a global joint development agreement to accelerate the development and commercialization of next generation, low global warming refrigerants for the automotive air conditioning industry.”).
- ¹⁰¹ CCAC (2014) [LOW-GWP ALTERNATIVES IN COMMERCIAL REFRIGERATION: PROPANE, CO₂, AND HFO CASE STUDIES](#).
- ¹⁰² Refrigerants, Naturally! [History and Achievements](#), (2013).
- ¹⁰³ Coca-Cola [Cooler Choice: Freezing Out HFC In Favor Of Natural Refrigerant](#) (22 January 2014) (Coca-Cola reports that “we have placed the 1 millionth HFC-free cooler, using natural refrigerant, in the marketplace. This marks significant progress toward our 2015 system-wide goal for all new cold-drink equipment to be HFC-free.”).
- ¹⁰⁴ Refrigerants Naturally! [PepsiCo](#) (2013); Red Bull (2013) [Efficient Cooling](#); Unilever (2014) [Targets & Performance](#); Fleury J-M (2011) [Roll out and Experience of Natural Refrigerants based technology at Carrefour](#), presentation at ATMosphere Europe 2011, Brussels, 11-12 October 2011; and U.S. EPA (2013) [BENEFITS OF ADDRESSING HFCs UNDER THE MONTREAL PROTOCOL](#) (“Sanyo has produced CO₂ compressors since 2001, originally developed for heat pump water heaters. Using this technology, Sanyo developed the first CO₂ vending machine, which was field tested in February 2004 in Australia. Results from these tests showed that the CO₂ system consumed 17% less energy compared to the comparable HFC-134a system during the summer season. Beginning in 2005, CO₂ vending machines began being sold in Japan and have represented a significant and growing portion of the Japanese market—estimated at 116,000 units in 2010.”).
- ¹⁰⁵ The Consumer Goods Forum (2012) [The CGF Good Practices About HFC-Refrigeration and Energy Efficiency](#); see also U.S. EPA (2013) [BENEFITS OF ADDRESSING HFCs UNDER THE MONTREAL PROTOCOL](#), (“Sobeys, Canada’s second largest food retailer, installed its first transcritical CO₂ system in July 2006 and has plans to implement the technology in all of its 1,300 stores in 15 years [...] Supervalu opened an ammonia-based refrigeration system in their Albertsons store in Carpinteria, California in 2012, the first in the United States.”).

¹⁰⁶ Myhre G., et al. (2013) [CHAPTER 8: ANTHROPOGENIC AND NATURAL RADIATIVE FORCING](#), in IPCC (2013) [CLIMATE CHANGE 2013: THE PHYSICAL SCIENCE BASIS](#), Working Group I Contribution to the Fifth Assessment Report of the Intergovernmental Panel on Climate Change, Table 8.A.1.

¹⁰⁷ Myhre G., et al. (2013) [CHAPTER 8: ANTHROPOGENIC AND NATURAL RADIATIVE FORCING](#), in IPCC (2013) [CLIMATE CHANGE 2013: THE PHYSICAL SCIENCE BASIS](#), Working Group I Contribution to the Fifth Assessment Report of the Intergovernmental Panel on Climate Change, Table 8.A.1; see also Hodnebrog O., et al. (2013) [Global warming potentials and radiative efficiencies of halocarbons and related compounds: A comprehensive review](#), REV. GEOPHYS. 51(2):300-378, Table 5.

¹⁰⁸ Press Release, Whirlpool Corporation, [Whirlpool Corporation Partners with Honeywell, Announces Use of Next Generation Solstice® Liquid Blowing Agent in U.S. Refrigerators](#) (22 January 2014) (“Whirlpool Corporation announced it has implemented the use of Honeywell’s Solstice® Liquid Blowing Agent [HFO-1233zd(E)], into its environmentally responsible and energy efficient insulation used in U.S.-made refrigerators and freezers. The global warming potential (GWP) of the new foam blowing agent is 99.9% lower than 245fa the most common foam blowing agent widely used within the U.S. industry, resulting in a more environmentally-responsible household refrigerator. The conversion of all U.S. manufacturing centers is scheduled to be completed by the end of 2014 and the impact to the global warming effect will be the equivalent of removing more than 400,000 cars from the road.”).

¹⁰⁹ Refrigerants Naturally! (2013) [PepsiCo](#).

¹¹⁰ Press Release, Coca-Cola, [Coca-Cola Installs 1 Millionth HFC-Free Cooler Globally, Preventing 5.25MM Metric Tons of CO₂](#) (22 January 2014); see also Coca-Cola (2013) [Cooling Equipment: Pushing Forward with HFC-Free](#).

¹¹¹ Red Bull (2013) [Efficient Cooling](#); see also Refrigerants Naturally! (2014) [Red Bull](#).

¹¹² Unilever (2014) [Targets & Performance](#).

¹¹³ Hydrocarbons21 (2012) [McDonald’s Europe Installs Over 3,300 Pieces of HFC-free Refrigeration Equipment](#).

¹¹⁴ The Consumer Goods Forum (2012) [The CGF Good Practices About HFC-Refrigeration and Energy Efficiency](#).

¹¹⁵ The Consumer Goods Forum (2012) [The CGF Good Practices About HFC-Refrigeration and Energy Efficiency](#).

¹¹⁶ Sobeys (2012) [Sustainability Scorecard for 2012](#).

¹¹⁷ Press Release, Whirlpool Corporation, [Whirlpool Corporation Partners with Honeywell, Announces Use of Next Generation Solstice® Liquid Blowing Agent in U.S. Refrigerators](#) (22 January 2014) (“Whirlpool Corporation announced it has implemented the use of Honeywell’s Solstice® Liquid Blowing Agent [HFO-1233zd(E)], into its environmentally responsible and energy efficient insulation used in U.S.-made refrigerators and freezers. The global warming potential (GWP) of the new foam blowing agent is 99.9% lower than 245fa the most common foam blowing agent widely used within the U.S. industry, resulting in a more environmentally-responsible household refrigerator. The conversion of all U.S. manufacturing centers is scheduled to be completed by the end of 2014 and the impact to the global warming effect will be the equivalent of removing more than 400,000 cars from the road.” Honeywell further states that its new product will improve energy efficiency by 2% over HFC-245fa, and by 10-12% over hydrocarbon (Cyclopentane).”).

¹¹⁸ U.S. EPA (2014) [INVENTORY OF U.S. GREENHOUSE GAS EMISSIONS AND SINKS: 1990-2012](#); and [European Environment Agency \(2013\) FLUORINATED GREENHOUSE GASES 2012](#); China Association of Fluoride and Silicone Organic Industry (CAFSI); Zhang J. & C. Wang (2014) [China’s hydrofluorocarbons challenge](#), NATURE CLIMATE CHANGE 4:943-945; and [European Environment Agency \(2013\) FLUORINATED GREENHOUSE GASES 2012](#).

¹¹⁹ China State Council (2014) [2014-2015 Energy Conservation, Emissions Reduction and Low Carbon Development Action Plan](#) (in Chinese) (“为确保全面完成‘十二五’节能减排降碳目标，制定本行动方案……加强对氢氟碳化物（HFCs）排放的管理，加快氢氟碳化物销毁和替代，‘十二五’期间累计减排 2.8 亿吨二氧化碳当量。”) (English translation: “The action plan is made in order to meet all the energy conservation and emission reduction targets set for the twelfth five year period.... Strengthen the management of HFCs emission. Accelerate the destruction and replacement of HFCs. The total emission reduction of HFCs should reach 0.28 billion tonnes CO₂-eq during the twelfth five year period.”).

¹²⁰ China State Council (2014) [2014-2015 Energy Conservation, Emissions Reduction and Low Carbon Development Action Plan](#) (in Chinese); see also Zhang J. & C. Wang (2014) [China’s hydrofluorocarbons challenge](#), NATURE CLIMATE CHANGE 4:943-945.

¹²¹ E.U. (2014) [Regulation \(EU\) No 517/2014 of the European Parliament and of the Council of 16 April 2014 on fluorinated gases and repealing Regulation \(EC\) No 842/2006](#); see also Press Release, Council of the European Union, [Council Adopts Regulation On Fluorinated Greenhouse Gases](#) (14 April 2014); and Press Release, European Parliament, [Cooling Without Climate Warming: Parliament Backs F-gas Ban](#) (12 March 2014).

¹²² See e.g., European Commission (2013) [IMPLEMENTATION OF DIRECTIVE 2006/40/EC – STATE OF PLAY](#).

¹²³ Executive Office of the President (2013) [THE PRESIDENT’S CLIMATE ACTION PLAN, 10](#) (“Hydrofluorocarbons (HFCs), which are primarily used for refrigeration and air conditioning, are potent greenhouse gases. In the United States, emissions of HFCs are expected to nearly triple by 2030, and double from current levels of 1.5 percent of greenhouse gas emissions to 3 percent by 2020. To reduce emissions of HFCs, the United States can and will lead both through international diplomacy as well as domestic actions. In fact, the Administration has already acted by including a flexible and powerful incentive in the fuel economy and carbon pollution

standards for cars and trucks to encourage automakers to reduce HFC leakage and transition away from the most potent HFCs in vehicle air conditioning systems. Moving forward, the Environmental Protection Agency will use its authority through the Significant New Alternatives Policy Program to encourage private sector investment in low-emissions technology by identifying and approving climate-friendly chemicals while prohibiting certain uses of the most harmful chemical alternatives. In addition, the President has directed his Administration to purchase cleaner alternatives to HFCs whenever feasible and transition over time to equipment that uses safer and more sustainable alternatives.”); *See also* Bianco N. *et al.* (2013) [CAN THE U.S. GET THERE FROM HERE?: USING EXISTING FEDERAL LAWS AND STATE ACTION TO REDUCE GREENHOUSE GAS EMISSIONS](#), World Resources Institute, 1.

¹²⁴ In 2013, Congressman Peters (D-California) introduced the *Super Pollutant Emissions Reduction Act of 2013*. This was followed by the Senate *Super Pollutants Act of 2014*, introduced by a bipartisan team of senators Murphy (D-Connecticut) and Collins (R-Maine). *See* H.R. 1943 (2013) [SUPER Act of 2013](#), 113th Congress 1st Session (introduced); and [S. 14456 \(2014\) Super Pollutants Act of 2014](#), 113th Congress 2nd Session. In addition, 16 members of the U.S. Congress sent a letter in December 2013 urging U.S. EPA Administrator Gina McCarthy to use the agency’s authority to reduce the use of HFCs in the U.S. (“We are writing to ask your agency to pursue commonsense policies that accelerate the replacement phasedown of hydrofluorocarbons (HFCs) in this country and globally. ... We encourage you to focus your agency on HFC applications where technology solutions and alternative products are already available or soon to be in the market, similar to what the European Union has done with their Mobile Air Conditioning Directive. The agency should look to where market transitions are already underway and where EPA action could hasten the pace of those transitions, both domestically and elsewhere. We think that such actions would not only have significant cost-effective environmental benefits but would also strengthen the Administration’s hand in the Montreal Protocol negotiations.”) Press Release, Office of U.S. Senator for Delaware Tom Carper, [Members of Congress Urge EPA Administrator McCarthy to Reduce Use of Harmful Climate Change-Causing Pollutant](#) (4 December 2013).

¹²⁵ U.S. EPA (2014) [Protection of Stratospheric Ozone: Determination 29 for Significant New Alternatives Policy Program](#), 40 CFR Part 82; and Stecker T. (19 May 2014) [Obama Admin Weighs Deleting Super-Warming Gases From Approved Ozone List](#), E&E Publishing; and Natural Resources Defense Council, [David Doniger’s Blog: EPA Tackles HFC Super Pollutants, Next Step in President Obama’s Climate Action Plan](#) (7 February 2014) (“Meeting with more than 100 industry and environmental stakeholders last Tuesday [28 January 2014] in a packed ballroom in Washington, EPA officials laid out a schedule for proposing regulations this spring and summer to replace some of the most dangerous HFCs with newer refrigerants, foam-blowing agents, and aerosol propellants that have much less impact on our climate. As the president promised in his Climate Action Plan, EPA will use its authority under the Clean Air Act’s “[Significant New Alternatives Program](#)” (SNAP) to start removing the worst HFCs from the market.”).

¹²⁶ U.S. EPA (2015) [Protection of Stratospheric Ozone: Change of Listing Status for Certain Substitutes under the Significant New Alternatives Policy Program](#), 40 CFR Part 82.

¹²⁷ U.S. EPA (2010) [EPA and NHTSA Finalize Historic National Program to Reduce Greenhouse Gases and Improve Fuel Economy for Cars and Trucks](#). *See generally* Institute for Governance & Sustainable Development, National Resource Defense Council, & Council on Energy, Environment & Water (March 2014) [Update on the HFC phase-down in Mobile Air Conditioning: Global automakers moving to HFO-1234yf, except some German automakers waiting for CO₂ systems](#). Eliminating U.S. HFC consumption could provide nearly a quarter of the reductions needed to reach the U.S.’s 2020 emissions reduction goal (17% below 2005 emissions). Bianco N. *et al.* (2013), [CAN THE U.S. GET THERE FROM HERE?: USING EXISTING FEDERAL LAWS AND STATE ACTION TO REDUCE GREENHOUSE GAS EMISSIONS](#), World Resources Institute, 3–4.

¹²⁸ California Air Resources Board (2009) [HFC Emission Reduction Measures for Mobile Air Conditioning - Regulation for Small Containers of Automotive Refrigerant](#); *see also* Ammonia 21 (December 2009) [California Adopts Refrigerant Management Program](#).

¹²⁹ CA SB-605 (2014) [Short-lived climate pollutants](#), (“SECTION 1. Chapter 4.2 (“*** no later than January 1, 2016, the state board shall complete a comprehensive strategy to reduce emissions of short-lived climate pollutants in the state. * * * (d) For purposes of this section, “short-lived climate pollutant” means an agent that has a relatively short lifetime in the atmosphere, from a few days to a few decades, and a warming influence on the climate that is more potent than that of carbon dioxide.”).

¹³⁰ California Air Resources Board (CARB) (2015) [Short-Lived Climate Pollutant Reduction Strategy: Concept Paper](#).

¹³¹ California Air Resources Board (CARB) (2015) [Short-Lived Climate Pollutant Reduction Strategy: Concept Paper](#), 27.

¹³² California Air Resources Board (CARB) (2015) [Short-Lived Climate Pollutant Reduction Strategy: Concept Paper](#), 28

¹³³ California Air Resources Board (CARB) (2015) [Short-Lived Climate Pollutant Reduction Strategy: Concept Paper](#), 29.

¹³⁴ Environmental Defense Fund (2015) [California: An Emissions Trading Case Study](#), 4 (The cap-and-trade program is composed of three compliance periods. ... The third compliance period will run from 2018 to 2020. The program applies to: carbon dioxide (CO₂), methane (CH₄), nitrous oxide (N₂O), sulphur hexafluoride (SF₆), hydrofluorocarbons (HFCs), perfluorocarbons (PFCs), nitrogen trifluoride and other fluorinated GHGs. The system covers approximately 450 entities.”).

¹³⁵ India-California Air Pollution Mitigation Program (ICAMP), [Initiative for Mitigating Air Pollution from the Transportation Sector, FIRST DRAFT](#), October 2013.

¹³⁶ India-California Air Pollution Mitigation Program (ICAMP) (2014) [Options to reduce road transport pollution in India](#) at xvi (“[ICAMP’s] primary objectives are to improve human health and crop yields through reduction of air pollution (PM_{2.5}, ozone, and black carbon), particularly from the road transportation sector. The secondary objective is to mitigate negative effects

regional climate change such as reductions in precipitation, warming, and melting of Himalayan glaciers. Towards this latter objective, ICAMP has a goal to target those air pollutants that also reduce radiative forcing of global warming. Such air pollutants (e.g., black carbon and gases that produce ozone) are referred to as short-lived climate pollutants (SLCP).”); *Id.*, 4 (“Black carbon and ozone, along with methane and hydrofluoro carbons (HFCs) are referred to as short-lived climate pollutants.”).

¹³⁷ The Climate and Clean Air Coalition to Reduce Short-Lived Climate Pollutants (2014) [CCAC - Initiatives](#).

¹³⁸ The Climate and Clean Air Coalition to Reduce Short-Lived Climate Pollutants (2014) [Promoting HFC Alternative Technology and Standards](#).

¹³⁹ UNEP (2014) [SUBMISSION BY PARTIES ON THE IMPLEMENTATION OF DECISION XIX/6](#), UNEP/OzL.Pro.WG.1/34/INF/4/Add.2; *see also* Schwarz W., *et al.* (2011) [PREPARATORY STUDY FOR A REVIEW OF REGULATION \(EC\) No 842/2006 ON CERTAIN FLUORINATED GREENHOUSE GASES: FINAL REPORT](#).

¹⁴⁰ The Government of Belgium (2013) [BELGIUM’S SIXTH NATIONAL COMMUNICATION ON CLIMATE CHANGE UNDER THE UNITED NATIONS FRAMEWORK CONVENTION ON CLIMATE CHANGE](#), 154.

¹⁴¹ Comité pour la fiscalité écologique (2013) [OPPORTUNITÉ D’UNE TAXATION DES FLUIDES FRIGORIGÈNES](#) (in French); *see also* Everything R744 [HFCs to be Taxed in France?](#) (26 April 2013); and Schwarz W., *et al.* (2011) [PREPARATORY STUDY FOR A REVIEW OF REGULATION \(EC\) No 842/2006 ON CERTAIN FLUORINATED GREENHOUSE GASES: FINAL REPORT](#), 50.

¹⁴² Bolovic L. (2012) [Implementation of recommendations, new or revised legislation/policy measures related to ODS and F-gases as part of HPMP implementation in Serbia](#) (presentation at Meeting on establishing ODS and F-gas legislation and review of F-gas regulation, 10-11 July 2012).

¹⁴³ Congreso de los Diputados (2013) [Boletín oficial de las cortes generales congreso de los diputados](#), serie A, num. 51-1, BOCG-10-A-54-1 (in Spanish); *see also* Ammonia 21 (July 2013) [Spain Considers F-gas Tax at €20/tCO₂eq](#).

¹⁴⁴ UNEP (2014) [SUBMISSION BY PARTIES ON THE IMPLEMENTATION OF DECISION XIX/6](#), UNEP/OzL.Pro.WG.1/34/INF/4/Add.2, 38.

¹⁴⁵ China Refrigeration Institute (2012) GB 28009-2011, [Safety Codes for Cold Storage](#); *see also* Ammonia 21 (2012) [China Will Release the First Safety Standard for Cold Stores](#); Zhou X. (2013) [Policies and Regulations for Ozone Protection – Experiences from China](#) (presentation at Bangkok Technology Conference, 21 July 2012); and U.S. EPA (2013) [BENEFITS OF ADDRESSING HFCs UNDER THE MONTREAL PROTOCOL](#); and Ammonia 21 (July 2012) [China Will Release the First Safety Standard for Cold Stores](#).

¹⁴⁶ UNEP (2012) [Advancing Ozone and Climate Protection Technologies: Next Steps – Meeting Summary](#) (Bangkok, Thailand 21-22 July 2012).

¹⁴⁷ Honeywell (2015) [HFC PHASEDOWN](#).

¹⁴⁸ Zaelke D., Andersen S. O., & Borgford-Parnell N. (2012) [Strengthening ambition for climate mitigation: the role of the Montreal Protocol in reducing short-lived climate pollutants](#), REV. EUR. COMP. & INT’L ENVTL. LAW 21(3):231-242; and Andersen S. O., Halberstadt M. L., & Borgford-Parnell N. (2013) [Stratospheric ozone, global warming, and the principle of unintended consequences – An ongoing science and policy success story](#), J. AIR & WASTE MGMT. ASS’N., 63(6):607-647.

¹⁴⁹ Xu Y., Zaelke D., Velders G. J. M., & Ramanathan V. (2013) [The role of HFCs in mitigating 21st century climate change](#), ATMOS. CHEM. PHYS. 13:6083-6089; *see also* World Meteorological Organization and UNEP, [Scientific Assessment of Ozone Depletion: 2014](#) (10 September 2014) (This two-year effort by 280 scientists from 36 countries calculates that the success of the Montreal Protocol has put the stratospheric ozone layer on the path to recovery in the next few decades; that it also has provided climate mitigation of “about 10 gigatonnes of avoided CO₂-equivalent emissions per year, which is about five times larger than the annual emissions reduction target for the first commitment period (2008–2012) of the Kyoto Protocol”; and that the high growth rate of HFCs threatens to cancel the treaty’s past climate mitigation.) *See* note 19 and Figure 4 for calculations of total climate mitigation provided by Montreal Protocol, which is 10 to 20 times more than total for Kyoto Protocol’s first commitment period.

¹⁵⁰ Estrada F., Perron P., & Martínez-López B. (2013) [Statistically derived contributions of diverse human influences to twentieth-century temperature changes](#), NAT. GEOSCI. 6:1050–1055 (“Our statistical analysis suggests that the reduction in the emissions of ozone-depleting substances under the Montreal Protocol, as well as a reduction in methane emissions, contributed to the lower rate of warming since the 1990s.”).

¹⁵¹ Piccolotti R. (2011) [An equitable arrangement](#), in UNEP (2011) OUR PLANET: POWERING CLIMATE SOLUTIONS.

¹⁵² Sarma M. S., Andersen S. O., Zaelke D., & Taddonio K. (2009) [Ozone Layer, International Protection](#), in R. Wolfrum (ed.) (2012) [THE MAX PLANCK ENCYCLOPEDIA OF PUBLIC INTERNATIONAL LAW](#); *see also* Andersen S. O. & Sarma K. M. (2002) [PROTECTING THE OZONE LAYER: THE UNITED NATIONS HISTORY](#), 59-60; and Hunter D., Salzman J., & Zaelke D. (2011) (4th ed) [INTERNATIONAL ENVIRONMENTAL LAW AND POLICY](#), 544 and 578.

¹⁵³ Velders G. J. M., *et al.* (2007) [The importance of the Montreal Protocol in protecting climate](#), PROC. NAT’L. ACAD. SCI. U.S.A. 104:4814-4819.

¹⁵⁴ UNEP (2014) [REPORT OF THE TENTH MEETING OF THE CONFERENCE OF THE PARTIES TO THE VIENNA CONVENTION FOR THE PROTECTION OF THE OZONE LAYER AND THE TWENTY-SIXTH MEETING OF THE PARTIES TO THE MONTREAL PROTOCOL ON SUBSTANCES THAT DEplete THE OZONE LAYER](#), UN Doc UNEP/OzL.Conv.10/7 (“[The parties agree] [t]o adopt a budget for the Multilateral Fund for the Implementation of the Montreal Protocol for 2015–2017 of \$507,500,000 on the understanding that \$64,000,000 of

that budget will be provided from anticipated contributions due to the Multilateral Fund and other sources for the 2012-2014 triennium, and that \$6,000,000 will be provided from interest accruing to the Fund during the 2015–2017 triennium.”); and UNEP (2012) [REPORT OF THE SIXTY-FIFTH MEETING OF THE EXECUTIVE COMMITTEE OF THE MULTILATERAL FUND FOR THE IMPLEMENTATION OF THE MONTREAL PROTOCOL](#), UN Doc. UNEP/OzL.Pro/ExCom/65/60/Corr.1, Annex 1.

¹⁵⁵ UNEP (2014) [REPORT OF THE TENTH MEETING OF THE CONFERENCE OF THE PARTIES TO THE VIENNA CONVENTION FOR THE PROTECTION OF THE OZONE LAYER AND THE TWENTY-SIXTH MEETING OF THE PARTIES TO THE MONTREAL PROTOCOL ON SUBSTANCES THAT DEplete THE OZONE LAYER](#).

¹⁵⁶ Sarma M. S., Andersen S. O., Zaelke D., & Taddonio K. (2009) [Ozone Layer, International Protection](#), in R. Wolfrum (ed.) (2012) [THE MAX PLANCK ENCYCLOPEDIA OF PUBLIC INTERNATIONAL LAW](#); see also UNEP Ozone Secretariat (2013) [Assessment Panels](#); and Andersen. S. O. & Sarma, K. M. (2002) [PROTECTING THE OZONE LAYER: THE UNITED NATIONS HISTORY](#), 59-60; and Hunter D., Salzman J., & Zaelke D. (2011) [INTERNATIONAL ENVIRONMENTAL LAW AND POLICY](#), 4th ed., 544 and 578.

¹⁵⁷ UNEP (2011) [Compliance Assistance Programme, Regional Networks of National Ozone Units](#).

¹⁵⁸ Sarma M. S., Andersen S. O., Zaelke D., & Taddonio K. (2009) [Ozone Layer, International Protection](#), in R. Wolfrum (ed.) (2012) [THE MAX PLANCK ENCYCLOPEDIA OF PUBLIC INTERNATIONAL LAW](#); and UNEP Ozone Secretariat (2013) [The Assessment Panels](#); see also Andersen. S. O. & Sarma, K. M. (2002) [PROTECTING THE OZONE LAYER: THE UNITED NATIONS HISTORY](#), 59-60; and Hunter D., Salzman J., & Zaelke D. (2011) [INTERNATIONAL ENVIRONMENTAL LAW AND POLICY](#), 4th ed., 544 and 578.

¹⁵⁹ Sarma M. S., Andersen S. O., Zaelke D., & Taddonio K. (2009) [Ozone Layer, International Protection](#), in R. Wolfrum (ed.) (2012) [THE MAX PLANCK ENCYCLOPEDIA OF PUBLIC INTERNATIONAL LAW](#); see also Andersen S. O. & Sarma K. M. (2002) [PROTECTING THE OZONE LAYER: THE UNITED NATIONS HISTORY](#), 59-60; and Hunter D., Salzman J., & Zaelke D. (2011) [INTERNATIONAL ENVIRONMENTAL LAW AND POLICY](#), 4th ed., 544 and 578.

¹⁶⁰ Sarma, M. S., Andersen S. O., Zaelke D., & Taddonio K. (2009) [Ozone Layer, International Protection](#), in R. Wolfrum (ed.) (2012) [THE MAX PLANCK ENCYCLOPEDIA OF PUBLIC INTERNATIONAL LAW](#); and Andersen S. O. & Sarma K. M. (2002) [PROTECTING THE OZONE LAYER: THE UNITED NATIONS HISTORY](#), 59-60.

¹⁶¹ Zaelke D., Andersen S. O., & Borgford-Parnell N. (2012) [Strengthening ambition for climate mitigation: the role of the Montreal Protocol in reducing short-lived climate pollutants](#), REV. EUR. COMP. & INT’L ENVTL. LAW 21(3):231-242.

¹⁶² Prepared by Dr. Guus Velders, based upon Velders G. J. M., et al. (2009) [The large contribution of projected HFC emissions to future climate forcing](#), PROC. NAT’L. ACAD. SCI. U.S.A. 106:10949-10954; and [Proposed amendment to the Montreal Protocol submitted by Canada, Mexico and the United States of America](#), UNEP/OzL.Pro.WG.1/35/3 (8 March 2015). See also U.S. EPA (2013) [BENEFITS OF ADDRESSING HFCs UNDER THE MONTREAL PROTOCOL](#) (calculating the mitigation as almost 95 billion tonnes of CO₂ between 2016 and 2050); Xu Y., Zaelke D., Velders G. J. M., & Ramanathan V. (2013) [The role of HFCs in mitigating 21st century climate change](#), ATMOS. CHEM. PHYS. 13:6083-6089; and Velders G. J. M., et al. (2014) [Growth of climate change commitments from HFC banks and emissions](#), ATMOS. CHEM. PHYS. DISCUSS. 14:4563-4572 (“If, for example, HFC production were to be phased out in 2020 instead of 2050, not only could about 91–146GtCO₂-eq of cumulative emission be avoided from 2020 to 2050, but an additional bank of about 39–64 GtCO₂-eq could also be avoided in 2050.”).

¹⁶³ Öko-Recherche GmbH, et al. (2010) [PREPARATORY STUDY FOR THE REVIEW OF REGULATION \(EC\) No 842/2006 ON CERTAIN FLUORINATED GREENHOUSE GASES - WORKING DOCUMENT 1 - COVERING PRELIMINARY RESULTS FROM ONGOING ANALYSIS \(TASKS 1-3\)](#), 53 (“The lower range is calculated on the basis of historic cost effectiveness criteria of the MLF applied under the present HCFC phase out. The upper cost range is based on the experts’ estimates of actual incremental costs for conversions in each subsector and take into consideration that some of the low GWP alternatives to HFCs (such as HC and CO₂) require more expensive transition and system changes similar to the approved HCFC guidelines.”).

¹⁶⁴

¹⁶⁵ European Union (2014) [ENABLING A GLOBAL PHASE-DOWN OF HFCs, A DISCUSSION PAPER SUBMITTED BY THE EUROPEAN UNION](#) (“The EU fully supports an amendment of the Montreal Protocol to achieve a global phase down of the consumption and production of hydrofluorocarbons (HFCs). Non-Article 5 countries, as major consumers of HFCs, must take the lead in this effort. At the same time, the EU believes that a broader base of support for an HFC amendment to the Montreal Protocol could be built up by more directly addressing the different situations in Article 5 and non-Article 5 countries in their progress in phasing-out HCFCs. The respective commitments have to respond to specific national circumstances, such as climate conditions and the expected growth of the refrigeration and air conditioning sector.”). In 2013 the European Union also called on the UNFCCC parties to support a phasedown of HFCs under the Montreal Protocol. European Union, [SUBMISSION BY LITHUANIA AND THE EUROPEAN COMMISSION ON BEHALF OF THE EUROPEAN UNION AND ITS MEMBER STATES](#) (16 September 2013) (“We must build upon and widen the support of G20 Leaders to phase down HFCs under the Montreal Protocol. As such we call on all Parties to the UNFCCC for their support, and would like to see this discussed specifically in Warsaw in the context of ADP WS2.”).

¹⁶⁶ European Union (2014) [ENABLING A GLOBAL PHASE-DOWN OF HFCs, A DISCUSSION PAPER SUBMITTED BY THE EUROPEAN UNION](#) (Version 6 November 2014) (“The respective commitments have to respond to specific national circumstances, such as climate conditions and the expected growth of the refrigeration and air conditioning sector. The EU believes that it would be consistent with the Montreal Protocol's design to consider for: *** a freeze of the combined HCFCs and HFCs consumption on the basis of the combined climate impacts of HCFC and HFC expressed in CO₂ equivalent, beginning in [2019], while maintaining the existing HCFC phase-out schedule for consumption and production. The longer-term phase-down of the combined consumption of these chemicals in Article 5 countries would be agreed in the coming years.”).

¹⁶⁷ [Proposed amendment to the Montreal Protocol submitted by Canada, Mexico and the United States of America](#), UNEP/OzL.Pro.WG.1/35/3 (8 March 2015).

¹⁶⁸ [Proposed amendment to the Montreal Protocol submitted by India](#), UNEP/OzL.Pro.WG.1/35/4 (17 April 2015).

¹⁶⁹ [Proposed amendment to the Montreal Protocol submitted by European Union and its Member States](#), UNEP/OzL.Pro.WG.1/36/5 (30 April 2015).

¹⁷⁰ [Proposed amendment to the Montreal Protocol submitted by Kiribati, Marshall Islands, Mauritius, Micronesia \(Federated States of\), Palau, Philippines, Samoa and Solomon Islands](#), UNEP/OzL.Pro.WG.1/36/6 (30 April 2015).

¹⁷¹ Additional mitigation is possible when banks of HFCs are collected and destroyed, with about 39–64 GtCO₂-eq available if this is done in 2020. See Velders G. J. M., *et al.* (2007) [The importance of the Montreal Protocol in protecting climate](#), PROC. NAT'L. ACAD. SCI. U.S.A. 104:4814-4819; and Velders G. J. M., *et al.* (2014) [Growth of climate change commitments from HFC banks and emissions](#), ATMOS. CHEM. PHYS. DISCUSS. 14:4563-4572 ("If, for example, HFC production were to be phased out in 2020 instead of 2050, not only could about 91–146GtCO₂-eq of cumulative emission be avoided from 2020 to 2050, but an additional bank of about 39–64 GtCO₂-eq could also be avoided in 2050.").

¹⁷² G8 (2009) [G8 DECLARATION: RESPONSIBLE LEADERSHIP FOR A SUSTAINABLE FUTURE](#) ("66. We recognize that the accelerated phase-out of HCFCs mandated under the Montreal Protocol is leading to a rapid increase in the use of HFCs, many of which are very potent GHGs. Therefore we will work with our partners to ensure that HFC emissions reductions are achieved under the appropriate framework. We are also committed to taking rapid action to address other significant climate forcing agents, such as black carbon. These efforts, however, must not draw away attention from ambitious and urgent cuts in emissions from other, more long-lasting, greenhouse gases, which should remain the priority.").

¹⁷³ UNEP (2009) [DECLARATION ON HIGH-GWP ALTERNATIVES TO ODSs](#), in UNEP (2009) [REPORT OF THE TWENTY-FIRST MEETING OF THE PARTIES TO THE MONTREAL PROTOCOL ON SUBSTANCES THAT DEplete THE OZONE LAYER](#) (The 2009 Declaration was signed by Angola, Cameroon, Canada, Chad, Comoros, Congo, Dominican Republic, Egypt, Fiji, Gabon, Grenada, Guinea Bissau, Indonesia, Japan, Kiribati, Madagascar, Marshall Islands, Mali, Mauritania, Mauritius, Mexico, Micronesia, Morocco, Namibia, New Zealand, Nigeria, Papua New Guinea, Palau, Saint Lucia, Solomon Islands, Somalia, Sudan, Switzerland, Timor-Leste, Togo, Tonga, Tunisia, United States, Zambia.).

¹⁷⁴ UNEP (2010) [DECLARATION ON THE GLOBAL TRANSITION AWAY FROM HYDROCHLOROFLUOROCARBONS \(HCFCs\) AND CHLOROFLUOROCARBONS \(CFCs\)](#); see also UNEP (2011) [REPORT OF THE COMBINED NINTH MEETING OF THE CONFERENCE OF THE PARTIES TO THE VIENNA CONVENTION ON THE PROTECTION OF THE OZONE LAYER AND THE TWENTY-THIRD MEETING OF THE PARTIES TO THE MONTREAL PROTOCOL ON SUBSTANCES THAT DEplete THE OZONE LAYER](#), para. 155-157; and UNEP (2012) [REPORT OF THE TWENTY-FOURTH MEETING OF THE PARTIES TO THE MONTREAL PROTOCOL ON SUBSTANCES THAT DEplete THE OZONE LAYER](#), para 188.

¹⁷⁵ Climate and Clean Air Coalition to Reduce Short Lived Climate Pollutants (2014) [Executive Summary](#).

¹⁷⁶ Press Release, The White House Office of the Press Secretary (2012) [Fact Sheet: G-8 Action on Energy and Climate Change](#) ("In the spirit of increasing mitigation efforts, we agree to collectively join the Climate and Clean Air Coalition to Reduce Short-Lived Climate Pollutants, launched on February 16, 2012. This new initiative will enhance our collective ambition in addressing climate change by complementing efforts to address CO₂ emissions. By developing strategies to reduce short term pollutants – chiefly methane, black carbon, and hydrofluorocarbons – we can help reduce global warming, improve health, and increase agricultural productivity, as well as energy security"); and Press Release, The White House Office of the Press Secretary (2012) [Camp David Declaration](#).

¹⁷⁷ United Nations (2012) [RESOLUTION ADOPTED BY THE GENERAL ASSEMBLY: THE FUTURE WE WANT](#), A/RES/66/288 ("222. We recognize that the phase-out of ozone-depleting substances is resulting in a rapid increase in the use and release of high global-warming potential hydrofluorocarbons to the environment. We support a gradual phase-down in the consumption and production of hydrofluorocarbons.").

¹⁷⁸ UNEP Executive Committee of the Multilateral Fund for the Implementation of the Montreal Protocol (2013) [REPORT OF THE SIXTY-NINTH MEETING OF THE EXECUTIVE COMMITTEE](#), OzL.Pro/ExCom/69/40, 30; and Press Release, Multilateral Fund for the Implementation of the Montreal Protocol, [Multilateral Fund approves landmark project for China with ozone and climate benefits – up to \\$385 million of funding over the next 17 years](#) (22 April 2013) ("In a landmark decision the Multilateral Fund's Executive Committee has agreed to provide China, the largest producer and consumer of HCFCs, an amount up to US \$385 million for the entire elimination of its industrial production of ozone depleting substances (ODS) by the year 2030").

¹⁷⁹ China State Council (2014) [2014-2015 Energy Conservation, Emissions Reduction and Low Carbon Development Action Plan](#) (in Chinese).

¹⁸⁰ European Council (2013) [SUBMISSION BY IRELAND AND THE EUROPEAN COMMISSION OF THE EUROPEAN UNION AND ITS MEMBER STATES](#) ("The 2011 Bali Declaration under the Montreal Protocol lists 112 signatories committed to explore further and pursue effective means of transitioning to environmentally friendly alternatives to high GWP HFCs.").

¹⁸¹ Arctic Council Secretariat (2013) [Kiruna Declaration: On the occasion of the Eighth Ministerial Meeting of the Arctic Council](#). Further support for addressing HFCs is expressed in the 2012 [G8 Camp David Declaration](#) (focusing on the package of four short-lived climate pollutants, which includes HFCs); the 2009 [G8 Declaration](#) ("Therefore we will work with our partners to ensure that HFC emissions reductions are achieved under the appropriate framework."); and the [2008 Declaration of Leaders from the Major](#)

[Economies Meeting on Energy Security and Climate Change](#). (“To enable the full, effective, and sustained implementation of the Convention between now and 2012, we will: ... Continue to promote actions under the Montreal Protocol on Substances That Deplete the Ozone Layer for the benefit of the global climate system...”).

¹⁸² Press Release, The White House Office of the Press Secretary, [United States and China Agree to Work Together on Phase - Down of HFCs](#) (8 June 2013).

¹⁸³ Executive Office of the President (2013) [THE PRESIDENT’S CLIMATE ACTION PLAN](#) (mentioning the Significant New Alternatives Policy Program as a policy tool to “encourage private sector investment in low-emissions technology by identifying and approving climate-friendly chemicals while prohibiting certain uses of the most harmful chemical alternatives”); and Press Release, The White House Office of the Press Secretary [Remarks by the President on Climate Change](#) (25 June 2013). See also Bianco N., et al. (2013) [CAN THE U.S. GET THERE FROM HERE?: USING EXISTING FEDERAL LAWS AND STATE ACTION TO REDUCE GREENHOUSE GAS EMISSIONS](#), World Resources Institute, 1 (In the U.S., “Eliminating HFCs represents the biggest opportunity for GHG emissions reductions behind power plants,” and would provide 23% of the emissions reductions needed to achieve the U.S.’s 2020 reduction goal (17% below 2005 emissions)).

¹⁸⁴ IISD Reporting Services (2013) [Summary of the Thirty-third Meeting of the Open-ended Working Group of the Parties to the Montreal Protocol on Substances That Deplete the Ozone Layer: 24-28 June 2013](#), EARTH NEGOTIATIONS BULLETIN 19(94) 1, 10.

¹⁸⁵ Press Release, Republic of South Africa Department of Environmental Affairs, [Joint Statement Issued at the Conclusion of the 15th BASIC Ministerial Meeting on Climate Change](#) (28 June 2013).

¹⁸⁶ Press Release, U.S. Department of State, [U.S.-China Climate Change Working Group Fact Sheet](#) (10 July 2013); see also Press Release, U.S. Department of State, [Report of the U.S.-China Climate Change Working Group to the Strategic and Economic Dialogue](#) (10 July 2013) (“Additionally, President Barack Obama and President Xi Jinping made the announcement on June 8, 2013 that the United States and China agreed to work together and with other countries through multilateral approaches that include using the expertise and institutions of the Montreal Protocol to phase down the production and consumption of HFCs, while continuing to include HFCs within the scope of UNFCCC and its Kyoto Protocol provisions for accounting and reporting of emissions. The Working Group will work effectively to carry forward this effort.”); and Press Release, U.S. Department of State, [U.S.-China Strategic and Economic Dialogue V Strategic Track Select Outcomes](#) (12 July 2013) (“They will also work together to implement the agreement of Presidents Obama and Xi on HFCs.”).

¹⁸⁷ Pacific SWIDS Regional Preparatory Meeting (2013) [The Nadi Outcome Document: Accelerating Integrated Approach to Sustainable Development \(emphasis added\)](#).

¹⁸⁸ Climate and Clean Air Coalition to Reduce Short-Lived Climate Pollutants (2013) [COMMUNIQUÉ OF THE THIRD MEETING OF THE HIGH LEVEL ASSEMBLY](#).

¹⁸⁹ Press Release, White House Office of the Press Secretary, [United States and China Reach Agreement on Phase Down of HFCs](#) (6 September 2013).

¹⁹⁰ The St. Petersburg *G20 Leaders’ Declaration* includes Argentina, Australia, Brazil, Canada, China, France, Germany, India, Indonesia, Italy, Japan, Korea, Mexico, Russia, Saudi Arabia, South Africa, Turkey, United Kingdom, United States, and the European Union, as well as support from invited observer countries: Ethiopia, Spain, Senegal, Brunei, Kazakhstan, and Singapore. G20 (2013) [G20 Leaders’ Declaration](#).

¹⁹¹ Press Release, Republic of South Africa Department of Environmental Affairs, [Joint Statement Issued at the Conclusion of the 16th BASIC Ministerial Meeting on Climate Change](#) (16 September 2013) (The BASIC countries were silent on HFCs this year. See India Ministry of Environment & Forests, [Joint Statement on the 18th BASIC Ministerial Meeting on Climate Change](#) (8 August 2014)); see also UNEP (2013) [REPORT OF THE THIRTY-THIRD MEETING OF THE OPEN-ENDED WORKING GROUP OF THE PARTIES TO THE MONTREAL PROTOCOL ON SUBSTANCES THAT DEplete THE OZONE LAYER](#), 21-22. (“155. Several representatives raised concerns over the level of financial support that would need to be available [for an HFC phasedown under the Montreal Protocol], especially given developing countries’ limited resources and competing priorities for public funding. Several representatives raised their concern over the availability of funding for both HCFC phase-out and potential HFC phase-down and one representative highlighted the inadequate amounts that his country had thus far received for assisting with HCFC phase-out [...] 160. Several representatives from high-ambient-temperature regions explained that the matter of the availability of [HFC] alternatives was a particular concern to them. In their countries, summer temperatures could reach as high as 55° C; in such circumstances, air conditioning was not a luxury but a necessity. Concerns over flammability and safety further limited the availability of alternatives to HFCs [...] 162. Several representatives, from parties operating under paragraph 1 of Article 5 and from parties not so operating, underlined the need for the latter to take the lead in demonstrating the technical and economic feasibility of new alternatives.”).

¹⁹² Press Release, White House Office of the Press Secretary, [U.S.-India Joint Statement](#) (27 September 2013) (“They also supported complementary initiatives, through multilateral approaches that include using the expertise and the institutions of the Montreal Protocol to phase down the production and the consumption of HFCs, based on the examination of economically viable and technically feasible alternatives. They will continue to include HFCs within the scope of UNFCCC and its Kyoto Protocol for accounting and reporting of emissions.... Recognizing that climate change is a defining challenge of our time and that there are mutual benefits to intensifying cooperation,” the two leaders also announced an India-U.S. Climate Change Working Group “to develop and advance action-oriented cooperation, as well as to begin an enhanced dialogue focusing on working closely in developing an ambitious climate change agreement for the post-2020 period....”).

¹⁹³ Press Release, White House Office of the Press Secretary, [Fact Sheet: The United States and India – Strategic and Global Partners](#) (27 September 2013).

¹⁹⁴ Press Release, Environmental News Network, [Steady March Towards Action on Reducing HFCs Under Montreal Protocol](#) (25 October 2013). In the decision requesting action by the TEAP, the Parties agreed to: (1) estimate current and future demand for alternatives, including HFCs, and also requested an assessment of the economic costs and implications, and environmental benefits of various scenarios that avoid high-GWP alternatives to currently used ODS, including, HFCs; (2) convene a workshop back-to-back with the 34th OEWG in summer 2014 to continue discussions on HFC management; (3) provide to the Ozone Secretariat, on a voluntary basis, information regarding the avoidance of HFCs under the existing HCFC phase-out; and (4) request the Executive Committee of the Multilateral Fund to consider whether additional demonstration projects to validate low-GWP alternatives and technologies, and additional activities to maximize the climate benefits in the HCFC production sector, would be useful in assisting developing country Parties in further minimizing the environmental impacts of the HCFC phase-out. UNEP (2013) [DRAFT REPORT OF THE TWENTY-FIFTH MEETING OF THE PARTIES TO THE MONTREAL PROTOCOL ON SUBSTANCES THAT DEplete THE OZONE LAYER](#), UNEP/OzL.Pro.25/L.1; *see also* [UNEP \(2013\) DRAFT DECISION XXV/\[X\]: RESPONSE TO THE REPORT BY THE TECHNOLOGY AND ECONOMIC ASSESSMENT PANEL ON INFORMATION ON ALTERNATIVES TO OZONE-DEPLETING SUBSTANCES](#).

¹⁹⁵ Press Release, Council of the European Union, [21st E.U.-Japan Summit Joint press statement](#) (19 November 2013).

¹⁹⁶ Press Release, White House Office of the Vice President, [U.S. Fact Sheet on Strengthening U.S.-China Economic Relations](#) (5 December 2013).

¹⁹⁷ Press Release, White House Office of the Press Secretary, [Fact Sheet: U.S. Cooperation with France on Protecting the Environment, Building a Clean Energy Economy, and Addressing Climate Change](#) (11 February 2014).

¹⁹⁸ Press Release, White House Office of the Press Secretary, [Joint Statement by North American Leaders - 21st Century North America: Building the Most Competitive and Dynamic Region in the World](#) (19 February 2014).

¹⁹⁹ U.S. Department of State Official Blog (2014) [We Need To Elevate the Environment in Everything We Do](#) (“This challenge demands elevated urgency and attention from all of us... Here’s what this guidance means in practice: I. Lead by example through strong action at home and abroad ... at the federal, regional, and local level. II. Conclude a new international climate change agreement ... applicable to all countries by 2015 to take effect in 2020. III. Implement The Global Climate Change Initiative.... IV. Enhance multilateral engagement ... including the Major Economies Forum, Clean Energy Ministerial, Montreal Protocol, and the Climate and Clean Air Coalition to Reduce Short-Lived Climate Pollutants. V. Expand bilateral engagement ... on clean energy.... VI. Mobilize financial resources ... and leverage billions of dollars of funding to transform our energy economies and promote sustainable land use, as well as working to limit public incentives for high-carbon energy production and fossil fuels. VII. Integrate climate change with other priorities..., including women’s empowerment, urbanization, conflict and national security, and our own management and operations.”). *See also* U.S. Department of State, [Fact Sheet: Addressing Climate Change: A Top U.S. Priority](#) (5 March 2014).

²⁰⁰ Press Release, Council of the European Union, [E.U.-U.S. Summit: Joint Statement](#) (26 March 2014).

²⁰¹ Press Release, European Commission, [Joint Statement: Deepening the E.U.-China Comprehensive Strategic Partnership for mutual benefit](#) (31 March 2014), para. 18; *see also* para. 10 (where the E.U. and China “reaffirmed their commitment to implement their G20 commitments.”).

²⁰² Press Release, The White House Office of the Press Secretary, [The Brussels G-7 Summit Declaration](#) (5 June 2014) (The G-7 includes Canada, France, Germany, Italy, Japan, the U.K. the U.S., the President of the European Council, and the President of the European Commission.).

²⁰³ Press Release, U.S. Department of State, [Joint U.S.-China Press Statements at the Conclusion of the Strategic & Economic Dialogue](#) (10 July 2014) (“We are working together to phase down the production and the consumption of hydrofluorocarbons, which is a potent greenhouse gas.”).

²⁰⁴ UNEP (2014) [REPORT OF THE THIRTY-FOURTH MEETING OF THE OPEN-ENDED WORKING GROUP OF THE PARTIES TO THE MONTREAL PROTOCOL ON SUBSTANCES THAT DEplete THE OZONE LAYER](#) (“the Working Group agreed that interested parties would hold an informal discussion, facilitated by Ms. Gudi Alkemade (Netherlands) and Mr. Obed Meringo Baloyi (South Africa), on the management of HFCs, including the legal and technical issues raised at previous meetings and during the HFC management workshop, and develop options for addressing the issues raised, including the relationship between the Montreal Protocol and the Framework Convention on Climate Change and its Kyoto Protocol.”). ; *see also* International Institute for Sustainable Development (2014) [Workshop on Hydrofluorocarbon \(HFC\) Management and Thirty-fourth meeting of the Open-ended Working Group \(OEWG 34\) of the Parties to the Montreal Protocol on Substances that Deplete the Ozone Layer](#).

²⁰⁵ UNEP (2014) [WORKSHOP ON HYDROFLUOROCARBON MANAGEMENT: CONCLUSIONS AND IDENTIFICATION OF FURTHER DISCUSSION POINTS, SUMMARY BY THE RAPORTEURS](#); *see also* International Institute for Sustainable Development (2014) [Workshop on Hydrofluorocarbon \(HFC\) Management and Thirty-fourth meeting of the Open-ended Working Group \(OEWG 34\) of the Parties to the Montreal Protocol on Substances that Deplete the Ozone Layer](#).

²⁰⁶ CCAC, [Climate and Clean Air Coalition now open to private sector partners](#) (17 July 2014); *see also* International Institute for Sustainable Development (2014) [Working Group meeting of the Climate and Clean Air Coalition to Reduce Short-Lived Climate Pollutants \(CCAC\)](#).

²⁰⁷ CCAC, (2014) [UN Climate Summit commitments to reduce short-lived climate pollutants and their impacts in Oil & Gas, Green Freight, HFCs Alternatives, and Municipal Solid Waste](#).

²⁰⁸ CCAC, (2014) [UN Climate Summit commitments to reduce short-lived climate pollutants and their impacts in Oil & Gas, Green Freight, HFCs Alternatives, and Municipal Solid Waste](#).

²⁰⁹ Press Statement, The White House, [U.S.-India Joint Statement](#) (30 September 2014). (“They pledged to urgently arrange a meeting of their bilateral task force on HFCs prior to the next meeting of the Montreal Protocol to discuss issues such as safety, cost, and commercial access to new or alternative technologies to replace HFCs. The two sides would thereafter cooperate on next steps to tackle the challenge posed by HFCs to global warming.”) *see also* U.S. Department of State, [U.S.-India Energy and Climate Change Cooperation](#) (30 September 2014).

²¹⁰ UNEP (2014) [DECISION XXVI/9: RESPONSE TO THE REPORT BY THE TECHNOLOGY AND ECONOMIC ASSESSMENT PANEL ON INFORMATION ON ALTERNATIVES TO OZONE-DEPLETING SUBSTANCES](#).

²¹¹ UNEP (2014) [DECISION XXVI/10: 2015-2017 REPLENISHMENT OF THE MULTILATERAL FUND](#). (“1. To adopt a budget for the Multilateral Fund for the Implementation of the Montreal Protocol for 2015–2017 of \$507,500,000 on the understanding that \$64,000,000 of that budget will be provided from anticipated contributions due to the Multilateral Fund and other sources for the 2012–2014 triennium, and that \$6,000,000 will be provided from interest accruing to the Fund during the 2015–2017 triennium. The parties note that outstanding contributions from some parties with economies in transition in the period 2012–2014 stands at \$8,237,606.”).

²¹² Press Release, The White House, [U.S.-India Joint Statement साझा प्रयास - सबका विकास](#) – “*Shared Effort; Progress for All*” (25 January 2015) (“The President and Prime Minister reaffirmed their prior understanding from September 2014 concerning the phase down of HFCs and agreed to cooperate on making concrete progress in the Montreal Protocol this year.”). *See also* The White House, [Fact Sheet: U.S. and India Climate and Clean Energy Cooperation](#) (25 January 2015) (“The United States and India agreed on:... Cooperating on Hydrofluorocarbons (HFCs): Building on their prior understandings from September 2014 concerning the phasedown of HFCs, the leaders agreed to cooperate on making concrete progress in the Montreal Protocol this year.”).

²¹³ [Cairo Declaration on Managing Africa's Natural Capital for Sustainable Development and Poverty Eradication](#) (6 March 2015) (“43. To urge member States to use the experience, expertise and institutions of the Montreal Protocol on Substances that Deplete the Ozone Layer to phase down the production and consumption of HFCs while continuing to use other existing mechanisms for accounting and reporting of emissions of these substances; 44. To request the parties to the Montreal Protocol on Substances that Deplete the Ozone Layer to work towards establishing an open-ended contact group during its meetings in 2015 onwards to consider, among other things, financial and technological support to Africa to manage HFCs that might result in phasing down the production and consumption of HFCs, taking into account the cost-effectiveness and safety of substitutes and environmental benefits.”).

²¹⁴ [Proposed amendment to the Montreal Protocol submitted by Canada, Mexico and the United States of America](#), UNEP/OzL.Pro.WG.1/35/3 (8 March 2015).

²¹⁵ [Proposed amendment to the Montreal Protocol submitted by Canada, Mexico and the United States of America](#), UNEP/OzL.Pro.WG.1/35/3 (8 March 2015) (“Similar to the 2014 North American proposal, this revised amendment proposal has the potential to produce environmental benefits of more than 90 gigatons of carbon dioxide equivalent (CO₂-eq) cumulatively by 2050 which is equal to roughly two years of emissions of all anthropogenic greenhouse gases at current emission levels. Therefore, this proposal represents our ideas on how we could avoid rapid HFC growth and achieve substantial environment benefits. We welcome other ideas that we know will be forthcoming and we look forward to working with others to achieve an outcome that is acceptable to all countries.”).

²¹⁶ [Proposed amendment to the Montreal Protocol submitted by India](#), UNEP/OzL.Pro.WG.1/35/4 (17 April 2015).

²¹⁷ [Proposed amendment to the Montreal Protocol submitted by India](#), UNEP/OzL.Pro.WG.1/35/4 (17 April 2015).

²¹⁸ [Process to regulate the production and consumption of hydrofluorocarbons under the Montreal Protocol on Substances that Deplete the Ozone Layer – Submission by Zimbabwe and Senegal on behalf of Africa States](#), UNEP/OzL.Pro.WG.1/35/CRP.1 (20 April 2015) (“Requests the Open-ended Working Group at its thirty-sixth meeting in July 2015: 1. To agree to establish a contact group to consider proposals to amend the Montreal Protocol, including those that have been submitted for consideration by the Meeting of the Parties.”).

²¹⁹ IISD Reporting Services, [Summary of The Workshop on Hydrofluorocarbon Management and the Thirty-Fifth Meeting of The Open-Ended Working Group of the Parties to the Montreal Protocol on Substances that Deplete the Ozone Layer](#) (27 April 2015) (“On Friday afternoon Co-Chair Paul Krajnik resumed plenary. The EU informed parties that the informal consultation led to an agreement to continue intersessional discussions, in an informal manner, to study the feasibility and ways of managing HFCs, with a view to the establishment of a contact group on feasibility and ways of managing HFCs at OEWG 36. The intersessional discussions are to examine a list of related challenges, including inter alia: energy efficiency; funding requirements; safety of substitutes; availability of technologies; performance and challenges in high-ambient temperatures; capacity building; non-party trade; synergies with the UNFCCC; the relationship to the HCFCs phase-out; ecological effects; implications for human health; social implications; challenges to the production sector; exemptions and ways to address lack of alternatives; and technology transfer.”).

²²⁰ All the information on the [Workshop on Hydrofluorocarbon Management](#) including pre-session documents and presentations can be found on the website of [Montreal Protocol Secretariat](#).

-
- ²²¹ [Proposed amendment to the Montreal Protocol submitted by European Union and its Member States](#), UNEP/OzL.Pro.WG.1/36/5 (30 April 2015).
- ²²² [Proposed amendment to the Montreal Protocol submitted by Kiribati, Marshall Islands, Mauritius, Micronesia \(Federated States of\), Palau, Philippines, Samoa and Solomon Islands](#), UNEP/OzL.Pro.WG.1/36/6 (30 April 2015).
- ²²³ G-7 (2015) [LEADERS' DECLARATION G7 SUMMIT – THINK AHEAD, ACT TOGETHER](#), 13.
- ²²⁴ Ozone Secretariat, [Proposal of the Co-Convenors](#) (13 June 2015).
- ²²⁵ European Council and Council of the European Union, [EU-China Joint Statement on Climate Change](#) (29 June 2015).
- ²²⁶ The White House Office of the Press Secretary, [U.S.-Brazil Joint Statement on Climate Change](#) (30 June 2015).
- ²²⁷ IISD Reporting Services (2015) [Summary Highlights of the Meeting of the 36th Meeting of the Open-Ended Working Group of the Parties to the Montreal Protocol: 20-14 July 2015](#).